


FORT WAYNE POLICE

DEPARTMENT



ANNUAL REPORT

2010

MISSION STATEMENT

The Fort Wayne Police Department, in partnership with our community, will strive to protect the life, property, and personal liberties of all individuals. We believe that the overall quality of life for all residents will improve through the deterrence of criminal activity and an understanding of the diversity of cultures within this community. Furthermore, we recognize the need for fair and impartial enforcement of the law with attention given to the highest possible quality of service delivery to the community.


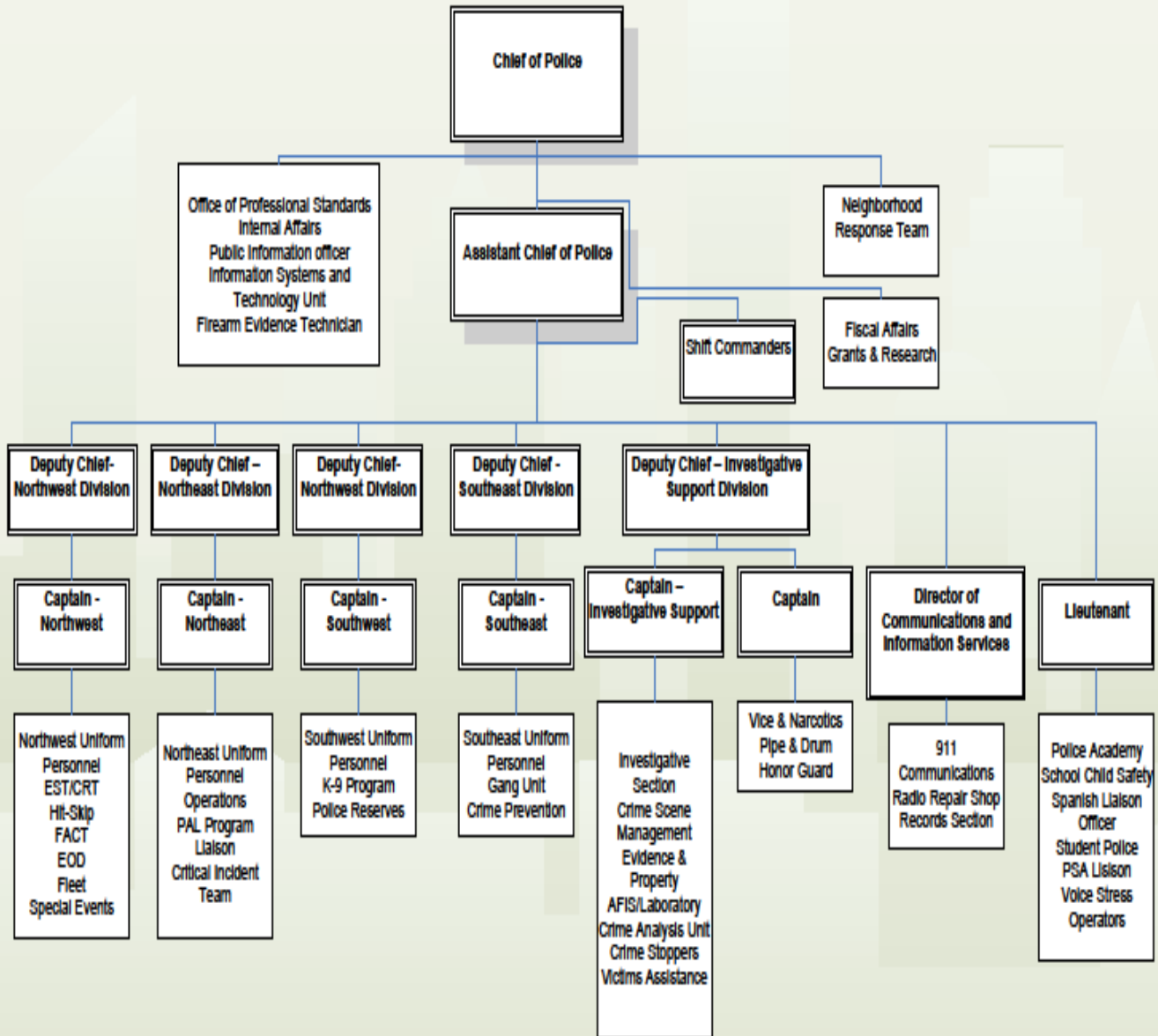


TABLE OF CONTENTS

MISSION STATEMENT	2
ORGANIZATIONAL CHART	5
QUADRANT/DISTRICT MAPS OF FORT WAYNE	6-10
INTRODUCTION	11
CALLS FOR SERVICE	12
TOP 10 CALLS	12
BUDGET	12
CHIEF'S COMPLEX	13
POLICE TRAINING ACADEMY	13
SAFETY EDUCATION BUREAU	14
NEIGHBORHOOD RESPONSE TEAM	15
OFFICE OF PROFESSIONAL STANDARDS	16
INTERNAL AFFAIRS	16
FIREARMS PROPERTY/EVIDENCE MANAGEMENT	17
GRANTS & RESEARCH	18
INFORMATION SYSTEMS & TECHNOLOGY UNIT	19
PUBLIC INFORMATION OFFICE	19
INVESTIGATIVE SUPPORT DIVISION	21
INVESTIGATIVE DIVISION	22
HOMICIDE	22
ROBBERY	22
CRIMES AGAINST PERSONS	23
DOMESTIC VIOLENCE UNIT	23
PROPERTY/STREET CRIMES UNIT	38
NORTHWEST/SOUTHWEST PROPERTY CRIMES	24
NORTHEAST/SOUTHEAST PROPERTY CRIMES	24
FINANCIAL CRIMES	24
JUVENILE AID DIVISION	24
AUTO THEFT UNIT	25
B-Shift INVESTIGATIVE SECTION	25
C-SHIFT INVESTIGATIVE SECTION	25
PAWN/STOLEN	26
COMPUTER CRIMES	26
CRIME STOPPERS	26
VICTIM ASSISTANCE PROGRAM	26
CRIME ANALYSIS UNIT	27
CRIME SCENE MANAGEMENT	28
PROPERTY/EVIDENCE	28
VICE & NARCOTICS BUREAU	28
DRUG HOUSE ORDINANCE PROGRAM	29
HONOR GUARD	30
LABORATORY SERVICES	30
NORTHWEST DIVISION	31
TRAFFIC COORDINATOR	32

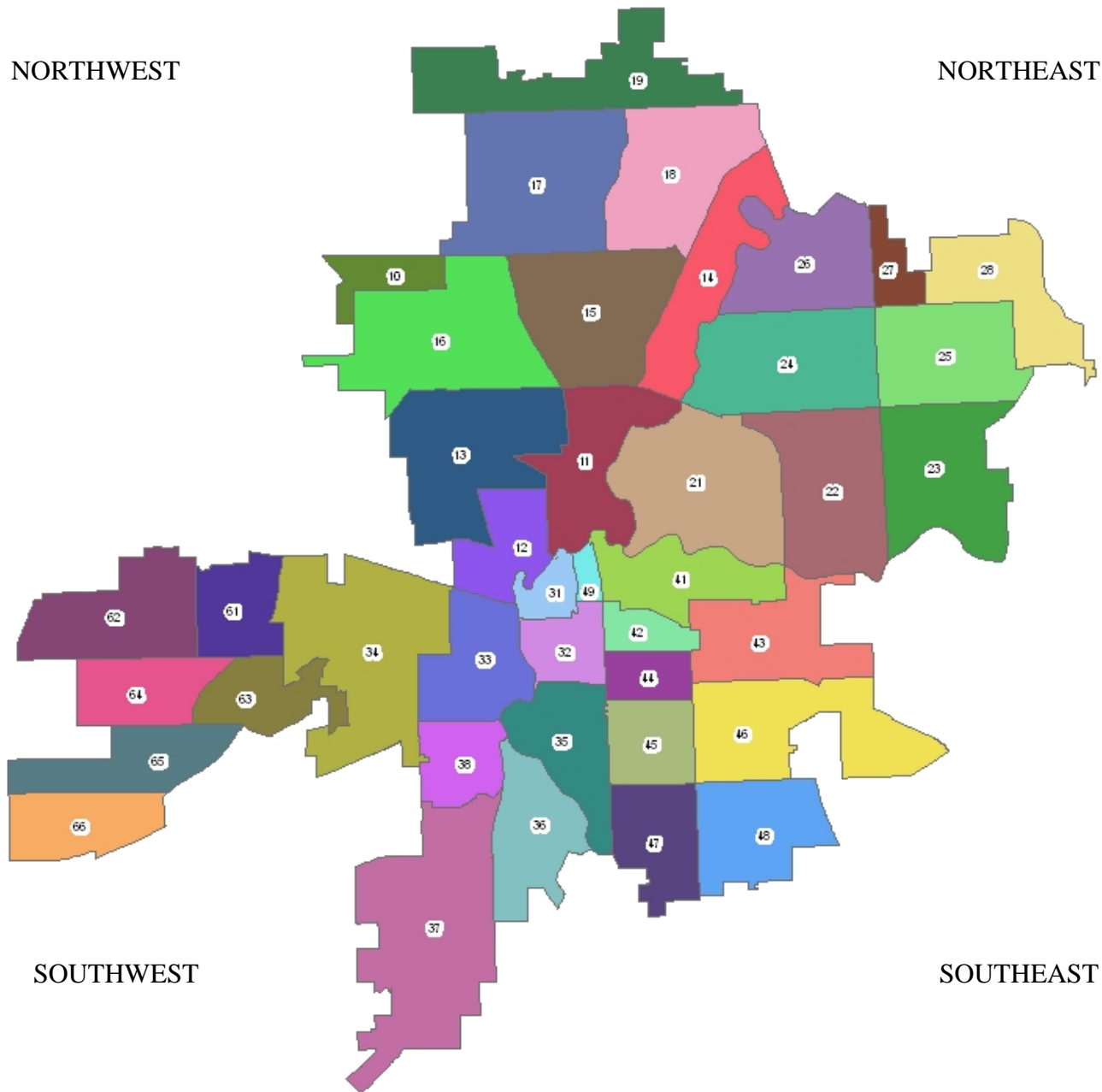
TRAFFIC OVERVIEW	32
HIT/SKIP	32
TRAFFIC SAFETY GRANTS	33
EMERGENCY SERVICES TEAM	34
CRISIS RESPONSE TEAM	35
HAZARDOUS DISPOSAL UNIT - Bomb Squad	35
NORTHEAST DIVISION	36
CRISIS INTERVENTION TEAM	37
POLICE ATHLETIC LEAGUE [PAL]	37
SOUTHWEST DIVISION	39
CANINE SECTION	40
SOUTHEAST DIVISION	41
CRIME PREVENTION BUREAU	43
GANG UNIT	44
RECORDS BUREAU	45

Fort Wayne Police Department



NORTHWEST

NORTHEAST



SOUTHWEST

SOUTHEAST

Printed: Mar 02, 2011 ©Crime Information Unit - Warren

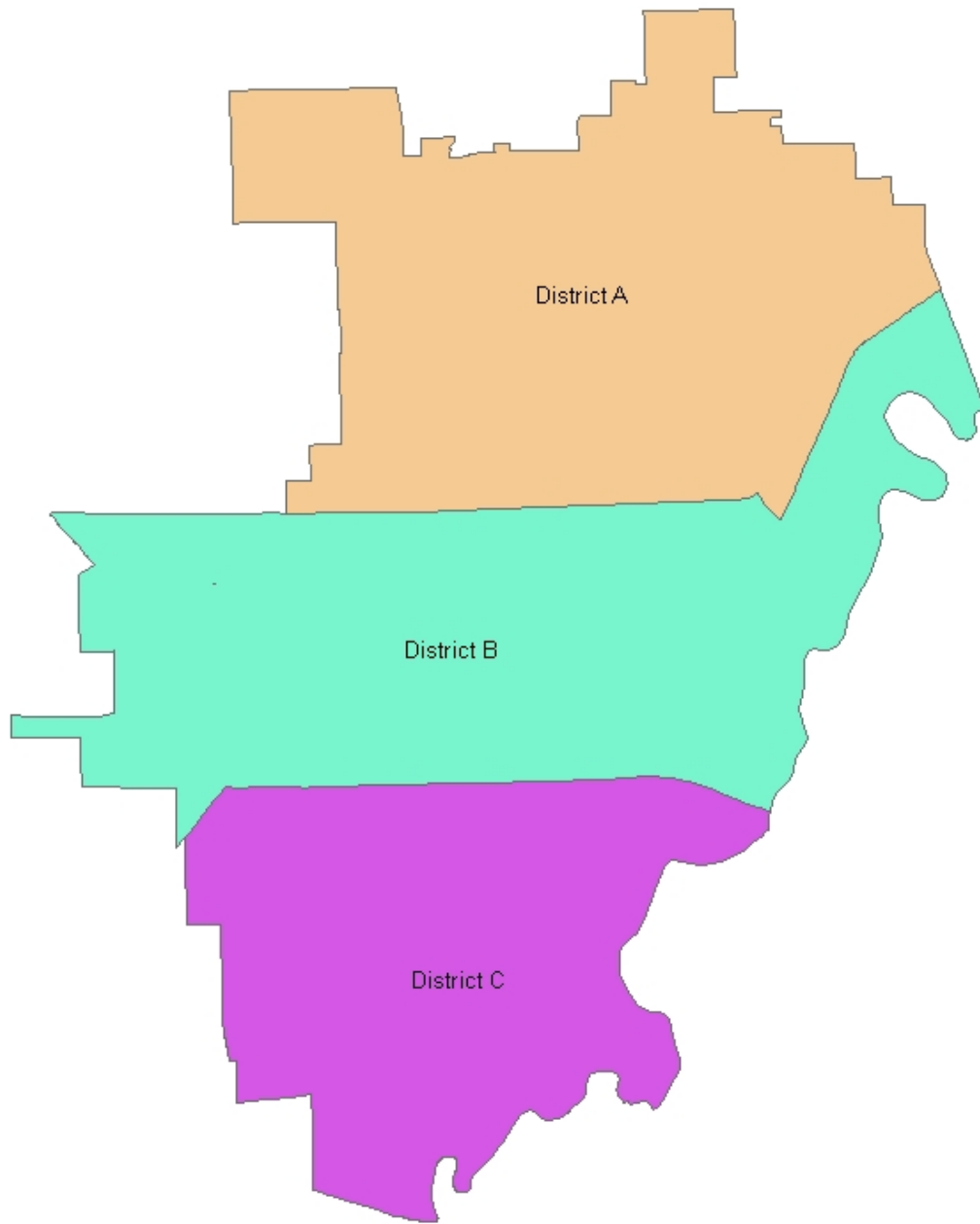
Fort Wayne Police Department Police Sectors

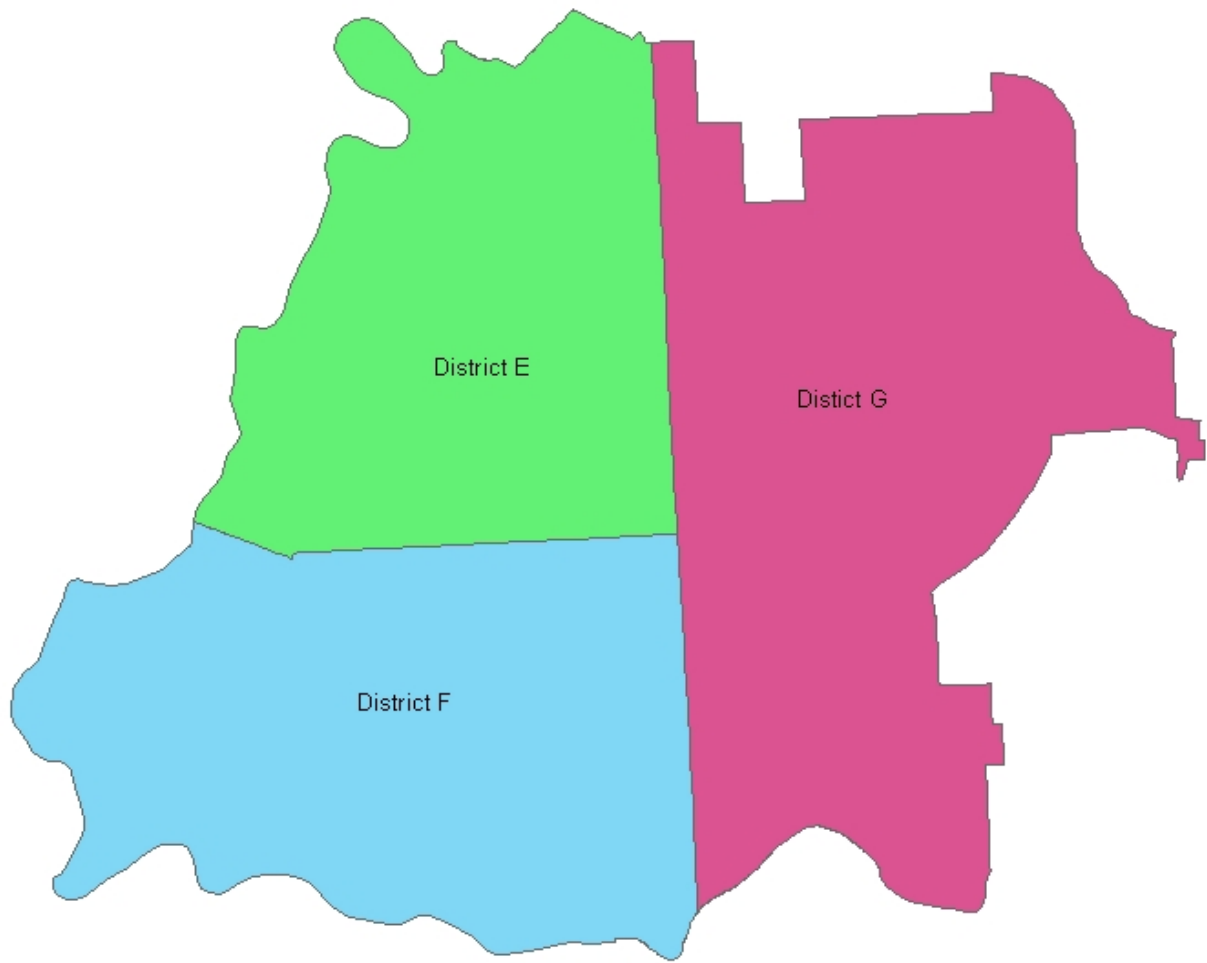
© 2011 Board of Commissioners of the City of Fort Wayne
North Carolina, October 2010
Map Date: 02/28/2011 10:48:00 AM
Map Date: Spring 2011 © Crime Unit 2011

Although this is a computer-generated map, it is not intended to be used as a legal document. All use of this map is subject to the accuracy of the data provided. The City of Fort Wayne and its departments are not responsible for any errors or omissions in this map. The City of Fort Wayne and its departments are not responsible for any errors or omissions in this map.

Scale: 1" = 11,500'

0 11,500 Feet

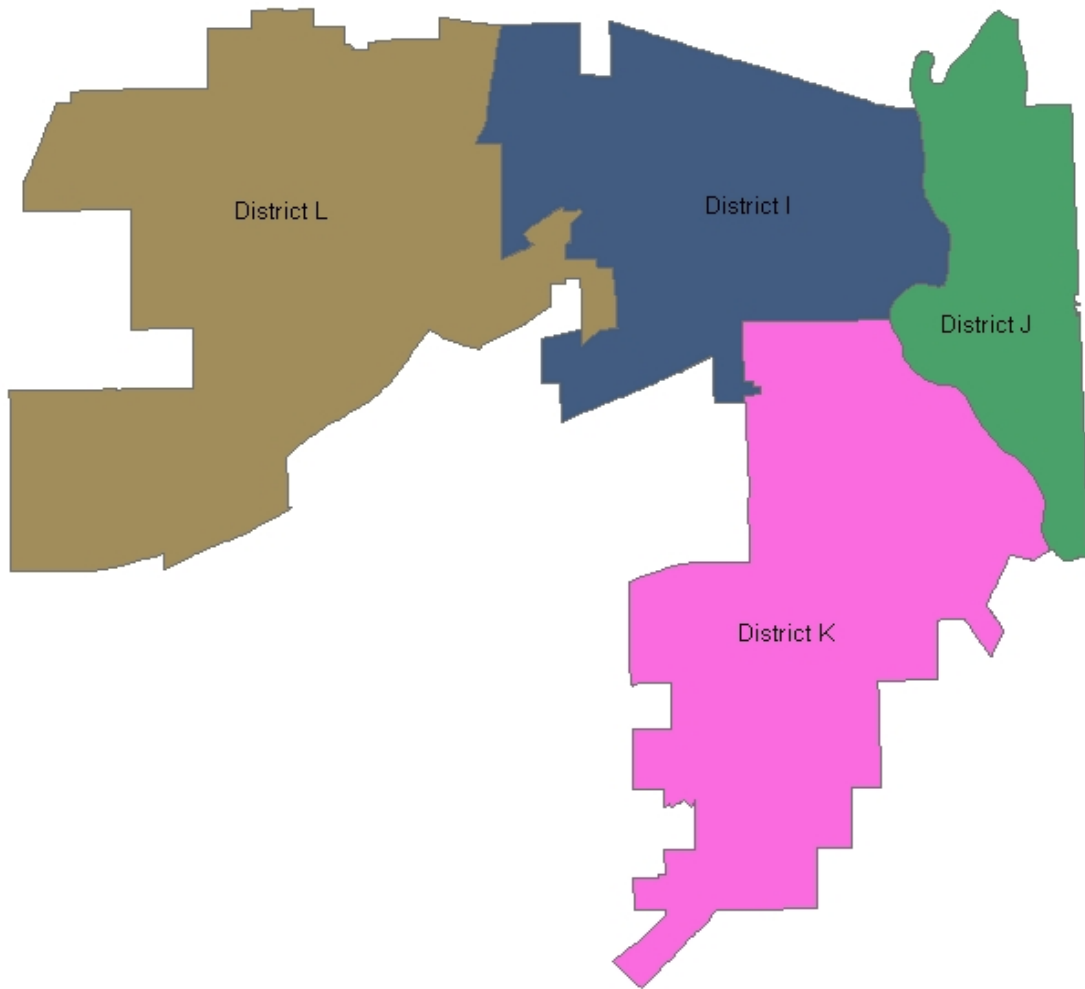





Northeast Division
© 2011 Board of Commissioners of the County of Alameda
 North Contra Costa District, 9500
 West Water Street, Walnut Creek, California 94598
 Revised: Spring 2011 / December 2010


 Scale: 1" = 5500' Feet

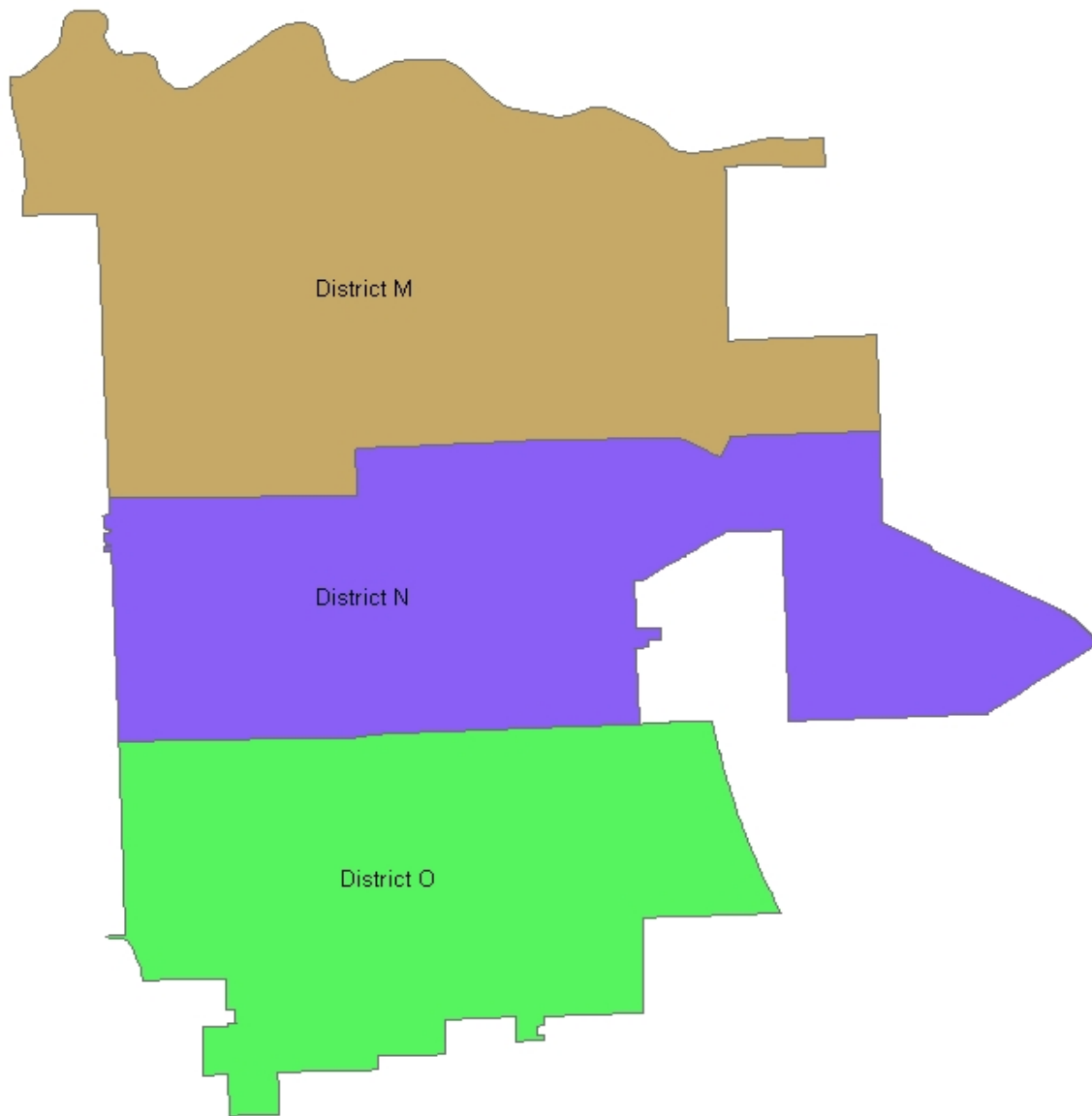
Printed: Mar 02, 2011 (Crime Information Unit: Warn)




Southwest Division
© 2011 Board of Commissioners of the County of Alameda
 North County and District 09-00
 Water Right: 01-00-000-000-00-000-000
 Revision: Spring 2011 / January 2012

Although this document is intended to be used as a reference only, it is not a guarantee of accuracy. All the County of Alameda is not responsible for the accuracy of the information contained herein and will not be liable for any errors or omissions in this map.

Printed: Mar 02, 2011 (Crime Information Unit: Worn)
 Scale: 1" = 7500'
 0 7,500 Feet




Southeast Division
© 2011 Board of Commissioners of Cook County, Illinois
 iMap
 SOFTWARE FOR ILLINOIS
 COUNTY GOVERNMENTS

Although every reasonable effort has been made to ensure the accuracy of this map, the County does not warrant or guarantee the accuracy of the information contained herein and shall not be liable for any errors or omissions in this map.


 Scale: 1" = 5,500'

Revised: Mar 02, 2011 - (C) 2011 Software: Cook County, Illinois

INTRODUCTION TO THE FORT WAYNE POLICE DEPARTMENT

Starting in 1697 the French and British built a series of three forts the at the confluence of the St. Joseph River, St. Mary's River, and Maumee River near the Miami Indian village of Kekionga. The last fort was built in 1794 and was named in honor of General "Mad" Anthony Wayne. Fort Wayne was platted in 1823 and experienced a rapid expansion after completion of the Wabash and Erie Canal. The proud tradition of the Fort Wayne Police Department began in 1829 with a single "Village Marshal." That tradition continues today with 460 sworn officers and 110 civilians led by Police Chief Russell P. York.



Police Chief Russell "Rusty" P. York is currently in his 11th year as Chief of Police, serving the 250,000 citizens of Fort Wayne. Chief York is assisted by Assistant Chief Karl Niblick, Deputy Chief Martin Bender of the Northwest Quadrant, Deputy Chief Garry Hamilton, Northeast Quadrant, Deputy Chief Dottie Davis, Southwest Quadrant, Deputy Chief Nancy Chamberlin, Southeast Quadrant and Deputy Chief Paul Shrawder, Investigative Support Division.

Russell P. York
Chief of Police

Calls for Service

2009

2010

NW DIVISION	48,455		NW DIVISION	48,315
NE DIVISION	31,487		NE DIVISION	31,470
SW DIVISION	42,743		SW DIVISION	43,622
SE DIVISION	57,993		SE DIVISION	59,719
NO DIVISION	2,773		NO DIVISION	2,751
NARCOTICS	660		NARCOTICS	790
TOTAL	184,111		TOTAL	186,667

Top 10 Calls for Service

TRAFFIC STOP	32,189
911 HANG UP	15,241
AUDIBLE ALARM	8,090
DOMESTIC DISTURBANCE	7,961
TRAFFIC ACCIDENT	7,689
DISTURBANCE	7,550
SUSPICIOUS	6,801
C.O.P.S	5,034
THEFT	4,624
DOMESTIC DISTURBANCE W/BATTERY	3,518

Police Budget

SWORN OFFICERS	460
WAGES & BENEFITS	44,101,280
SUPPLIES & MATERIALS	1,734,770
OTHER SERVICES (INS. MISC. TELEPHONES)	7,113,044
CAPITAL OUTLAYS (VEHICLES, FURNITURE, EQUIPMENT)	164,875
TOTALS	\$53,082,969

CHIEF' S COMPLEX

The Chief's Complex consists of both civilian and sworn personnel who report directly to the Chief of Police and to the Assistant Chief. Many of these positions include administrative and technical support.

The personnel assigned to the Chief's Complex include: Individuals working for the Office of Professional



Karl M. Niblick
Assistant Chief

Standards/Internal Affairs, the Information Systems and Technology Unit, Fiscal Affairs, Payroll, the Fort Wayne Police Training Center, Grants and Research, the Neighborhood Response Team, and the Office of Public Information. These dedicated men and woman work tirelessly to keep the Department running from day to day, and carry out our mission to serve the people of Fort Wayne.

POLICE TRAINING ACADEMY

SUMMARY OF ACTIVITIES

The primary mission of the Police Training Academy is to facilitate the hiring and training of new officers, give all active and reserve officers of the Fort Wayne Police Department the State-mandated minimum training hours, and facilitate training in specific topics. The secondary mission is to provide or host any secondary training that officers need or could benefit from, and maintain the training records for all sworn and reserve officers and provide this information to the Indiana Law Enforcement Training Board (LETB).

The Academy conducted and graduated the 58th Basic Recruit Class during 2010. In addition to that recruit class, the Academy also provided the 24 hours of in-service training that each FWPD officer needs to stay certified in the State of Indiana.

During the year, the Academy also hosted numerous classes to the benefit of the FWPD; while also providing training opportunities to the agencies around Fort Wayne. This service makes it cost-effective for the smaller agencies, and brings revenue to Fort Wayne area businesses.

PERFORMANCE INDICATORS

	2007	2008	2009	2010
Full Time Officers (Hours)	48,952	34,023	32,172	40,472
Reserve Officers (Hours)	288	526	601	333
Total (Hours)	49,240	34,549	32,172	40,805

Safety Education Bureau

The purpose of the Fort Wayne Police Department Safety Education Bureau is to maintain a positive relationship with a diverse community population through Safety Education workshops, distribution of literature and presentations.

SUMMARY OF ACTIVITIES

- Peg-Pe'rego Company made a donation of new batteries and chargers. The company located and provided 10 new seats for Bear Cat rides.
- Pizza Hut will continue to supply certificates to children who have completed a Safety Education Program.
- American Society of Safety Engineers Anthony Wayne Chapter representatives donated \$500.
- Stranger Awareness, Bicycle Safety and Pedestrian presentations offered at Safety Village after school for parents and students.

- New roof, repair and new siding for the Police-Fire building used at Safety Village for storage of rides.
- Attended National Center for Missing & Exploited Children's Take 25 program, fitted Bike Helmets donated by FOP. 400 helmets were given out.
- Presented program for Catholic Charity with FWFD at Safety Village to approximately 50 Burmese Refugees
- Provided Pedestrian program for Special Needs Class at Arlington Elementary School.

PERFORMANCE INDICATORS

Pedestrian Safety	226 Classes	4673 Children	1765 Adults
Stranger Awareness	131 Classes	2676 Children	217 Adults
Gun Safety	131 Classes	2676 Children	217 Adults
Bike Safety	5 Classes	84 Children	20 Adults

NEIGHBORHOOD RESPONSE TEAM

The primary responsibility of the Neighborhood Response Team is to provide support to the four quadrant commanders with issues which cannot be resolved through a traditional uniform patrol. Most of these investigations deal with targeting career criminals. The duties of the team consist of, but are not limited to, surveillance, sting operations, dignitary protection, and long-term felony investigations.

<u>CHARGE</u>	<u>2010</u>	<u>2009</u>
Burglary	11	04
Theft	28	18
Receiving Stolen Property	25	06
Indecent Exposure	08	14
Auto Theft	00	01
Possession of Marijuana	01	00
Unlawful Entry into a Vehicle	08	00
Resisting Physical	02	00
Public Intoxication	02	00
Criminal Trespass	02	00
Miscellaneous Arrest Warrants	05	14
Criminal Mischief	03	00
Disorderly Conduct	01	00
Corrupt Business Influence	07	00

OFFICE OF PROFESSIONAL STANDARDS

The Office of Professional Standards consists of five separate units that include Internal Affairs, Grants and Research, Information Systems Technology Unit, Public Information Office, and Firearms Evidence/Property Management.

Internal Affairs

SUMMARY OF ACTIVITIES

The Office of Professional Standards Internal Affairs Unit was kept busy during calendar year 2010. Lt. Kevin Hunter was the commander of the unit, and assigned cases to the three (3) investigators, Sgt. Dave Nelson, Sgt. Andy Bubb and Sgt. Stephen Reed.

In addition, the investigators, along with the unit secretary, coordinated, monitored, and documented monthly random Substance Abuse Testing. Internal Affairs staff monitored 480 drug screens in 2010.

Three-Year Comparison of Formal Investigations			
Year	Internal	External (Includes Torts & Lawsuits)	Total
2010	88	106	194
2009	113	92	205
2008	89	111	200

Three-Year Comparison of Complaints			
TYPE OF COMPLAINT	2010	2009	2008
Internal	88	113	89
External	22	8	6
Tort Claims	53	61	71
Lawsuits	25	23	30
EEOC	6	1	5
TOTALS	194	205	201

THREE-YEAR USE OF FORCE COMPARISON			
	2010	2009	2008
Number of suspect contacts	574*	650	668

TYPE OF FORCE/NUMBER OF REPORTED APPLICATIONS			
Physical Force	513	592	570
Chemical Agent	95	140	128
Impact Weapon	6	14	14
Aimed Firearm	177	261	288
CED/Taser	118	104	53
Other (K9/Beanbag)	4	5	9

*The 574 suspect contacts represent .001% of the number of total calls for service in 2010, which were 186,667.

2010 EXTERNAL COMPLAINTS BY RACE, SEX & CATEGORY

	MALE BLACK	MALE WHITE	MALE HISP	FEMALE BLACK	FEMALE WHITE	FEMALE HISP	UN KNOWN	TOTALS
EEOC/MHRC COMPLAINT	2	1	0	2	0	0	0	5
EXCESSIVE FORCE	1	1	0	1	0	0	0	3
IMPROPER CONDUCT	2	5	0	0	2	0	0	9
INVESTIGATIVE NEGLIGENCE	0	0	0	0	1	0	0	1
LAWSUIT	10	5	0	3	5	0	3	26
OBEDIENCE TO DEPARTMENT POLICIES	0	0	0	0	0	0	1	1
TORT CLAIM FILED	17	16	0	4	10	1	5	53
UNREASONABLE FORCE	0	0	0	1	0	0	0	1
TOTALS	32	28	0	11	18	1	9	99

FIREARMS PROPERTY/EVIDENCE MANAGEMENT

The Firearms Evidence Section, formed under the Office of Professional Standards in 2006, is tasked with the storage, processing, testing and tracing of firearms evidence.

2010 Performance Indicators

CATEGORY	2010	2009	% CHG
TOTAL FIREARMS RECEIVED	557	570	-2.28%
N/W	118	104	13.46%
N/E	68	79	-13.92%
S/W	61	96	-36.46%
S/E	196	284	4.23%
ABOITE	14	7	100.00%
FOUND FIREARMS	40	59	-32.20%
FIREARMS INVOLVED IN DOMESTIC DISTURBANCES	76	48	58.33%

FIREARMS INVOLVED WITH NARCOTICS	69	84	-17.86%
FIREARMS RELEASED	86	117	-26.5%
FIREARMS DESTROYED	163	62	162.90%
FIREARMS GIVEN TO ISP/SBPD REFERENCE COLLECTION	63	1	6200%
FIREARMS IBIS TESTED	271	328	-17.38%
IBIS HITS	16	10	60.00%

GRANTS AND RESEARCH

PERFORMANCE INDICATORS

	<u>2008</u>	<u>2009</u>	<u>2010</u>	<u>Total</u>
Grant Funds Rcvd	\$370,858	\$1,258,002	\$1,213,072	\$5,790,662
Policies Written	1	2	1	
Research Projects	2	8	2	
Grants Managed	5	7	8	

2010 AWARDS

ICJI STOP Grant DVI Unit	\$418,252.00	Ind. Criminal Justice Institute
Congressional Recommended Awards Program	\$600,000.00	Bureau of Justice Assistance
2010 State JAG Mental Health Client Program	\$40,000.00	Ind. Criminal Justice Institute
2010 Justice Assistance Grant	\$127,167.00	Bureau of Justice Assistance
Bulletproof Vest Partnership - 48 Vests*	\$7,652.96	Bureau of Justice Assistance
ICJI PSN Anti-Gang Grant	\$20,000.00	Ind. Criminal Justice Institute
Total	\$1,213,071.96	

INFORMATION SYSTEMS AND TECHNOLOGY UNIT

SUMMARY OF ACTIVITIES

The primary responsibility of the Information Systems and Technology Unit (ISTU) is to maintain the quality, integrity, and security of the Spillman Data Systems public safety database. This database is the central repository for the vast majority of the Department's police records and is shared with several agencies in Allen County.

This year the unit continued its participation in the SafeNet Identification Program. Training personnel in the use of the Department's various computer systems also continued to be a major responsibility of ISTU staff. ISTU staff conceived and executed a complete overhaul of the Department's Intranet site, both in form and content. Nearly all the Department's fleet of nearly 350 mobile data computers (MDC's) operating systems were updated, safety measures were put in place (SteadyState software), and new functionality was introduced (access to Internet law enforcement resources, email, and the updated eVCRS crash program). Initial rollout of the Automated Vehicle Location (AVL) system was completed in 2010, with the vast majority of MDC-equipped vehicles outfitted with GPS receivers.

PUBLIC INFORMATION OFFICE

SUMMARY OF ACTIVITIES

The primary responsibility of this office is to promote the Department in the most positive and professional light. This is accomplished in a variety of ways: Through the accurate and timely release of police information and activities to the public by way of the media, making and facilitating Department presentations and demonstrations, engaging the public at community events, hosting building tours, facilitating ride-along requests, and through many other opportunities.

Release of Information:

The office responds to an average of 100 report requests monthly and releases information daily to print media, local television and radio stations and to internet media. Also in 2010, the office constructed and distributed several Public Service Announcements.

Department Presentations/Demonstrations:

The Department frequently receives requests to make department presentations or to arrange for specialty unit demonstrations. Among the many received in 2010, this office made presentations at the elementary and middle school education level, at several Head Start/Preschool locations, and at summer clubhouses and camps.

Community Events:

The Department partnered with other law enforcement and first responder agencies in the annual Battle for Blood. In this 16th blood donation drive, the American Red Cross collected 1,187 pints of blood and 631 platelet products, exceeding the established goals of 1,100 units of blood and 500 platelet products.

Building Tours / Ride-Along Requests:

The office recognizes the value that building tours and ride-alongs have in establishing community relationships. This office has arranged and hosted several tours of the Police Operations Center throughout the year.

This office continued to be very active though it introduced a new face to the public. Early in 2010, Officer Raquel Foster was assigned as the full-time Public Information Officer for the Department. Officers John Chambers, Michael Joyner, Roy Sutphin, Scott Tegtmeyer, and Liza Thomas continued in a part-time/on-call capacity.

Statistics

	2010	2009	2008	2007
News Releases	125	118	128	117
Ride-Alongs	212	197	145	245
Building tours	12	10	8	12
Speaking Engagements, Department Presentations	15	51	49	60
Press Conferences	0	2	3	3
Public Service Announcements	7	1	1	1
Television Programs	0	3	9	11

INVESTIGATIVE SUPPORT DIVISION

The mission of the Investigative Support Division for the Fort Wayne Police Department is to provide investigative support for felony criminal incidents to all members of the Police Department, then to put the totality of the known circumstances and facts into a format that is presented to the Prosecutor for determination on charging a suspect. While such a basic description may sound simple enough, in fact, the Investigative Support Division uses dedicated personnel that seek to use the latest in skills, training and technology to solve crime and identify suspects. The ISD consists of many different sections that seek to accomplish this task. While some sections are specialized to address a specific type of crime, others are tasked with assisting in any type of situation that may arise.

To assist in accomplishing its goals, the Investigative Support Division maintains a cooperative relationship with a number of area agencies to serve the community in a common goal of providing services to victims of crime, and investigating and apprehending criminal suspects. Other area law enforcement agencies such as the Allen County Sherriff, New Haven Police Department, Indiana State Police, IPFW University Police and Airport Authority work in collaboration with the Department towards these goals. Additionally, the Fort Wayne Police Department and members of the Investigative Division work closely with various Federal agencies in the area such as the Federal Bureau of Investigation, Bureau of Alcohol, Tobacco, Firearms and Explosives, United States Marshal Service, Drug Enforcement



Agency, United States Postal Authority and U. S. Secret Service agents. The Investigative Division is also in partnership with other victims service providers that assist in criminal investigations such as the Sexual Assault Treatment Center, Dr. Bill Lewis Child Advocacy Center, Crime Stoppers and Indiana State Department of Child Services to name a few.

**Paul Shrawder, Deputy Chief
Investigative Support Division**

Investigative Division:

Often called the Detective Bureau, this section consists of sworn personnel who investigate felony incidents that occur within the Fort Wayne jurisdiction. Sections include; Juvenile Crimes, Robbery/Homicide, Crimes Against Persons, Financial, Property, Domestic Violence Unit, Property/Street Crimes Unit, and Computer Crimes Unit.

Homicide: In 2010, there were 28 homicides in the City of Fort Wayne. Of those, one was a justifiable homicide by law enforcement. Two others were justifiable self-defense homicides. The victims involved included: 23 males and 5 females. 21 victims were killed by firearms, 2 stabbed, 3 from blunt force trauma, and 2 were children of neglect or abuse.

Notably this year was the arrest and conviction in the case of a six-year-old girl who was abducted, raped, and left for dead in a woods nine years ago. This arrest was the result of a D.N.A. hit on a suspect who was recently incarcerated on another charge.

Robbery: The robbery section is responsible for investigating reported incidents of robbery to individuals and businesses. This section is staffed with one Supervisor and five Detectives and works in conjunction with the Homicide section on homicide cases. This section also collaborates with the FBI, ATF and other agencies on robbery investigations.

Breakdown of the 320 robberies reported in the City of Fort Wayne during 2010:

- Firearm 187
- Strong-arm 91
- Knife 31
- Other 11

Bank robberies continued to decline in 2010. Only one bank robbery was reported this year, down from only two reported in 2009. The National City Bank branch on South Calhoun Street was robbed on March 1, 2010 by the same man who robbed the Wells Fargo Bank branch located at Clinton and Rudisill in October 2007.

Several pharmacy/oxycontin robbers were apprehended and charged in the Federal system using the Bank Robbery Task Force. Three Walgreen's robberies were committed by the same person. All were successfully charged and prosecuted.

Crimes Against Persons: The Crimes against Persons (Sex Crimes) section of the Investigative Support Division is primarily responsible for investigating reports of felony assaults committed by adults with the exception of Domestic Battery, Homicide and Robberies. These include:

Sexual Deviate Conduct	Criminal Recklessness
Abuse of the Elderly	Rape / Attempted
Felony Assault	Criminal Confinement
Sexual Battery Battery	Resisting Law Enforcement
Felony Intimidation	Sexual Misconduct
Child Abuse	Stalking
Child Neglect	Kidnapping
Internet Predator/Child Pornography	

Statistics

Cases	364
Warrants	119
Prosecutor (48's)	68

Domestic Violence Unit: The FWPD Domestic Violence Unit is responsible for investigating incidents of domestic violence and related crimes against intimate partners. This includes a number of different types of crime. The unit is staffed with one Supervisor and four Detectives.

Property/Street Crimes Unit: The Fort Wayne Police Department's Street Crimes Unit is part of the Property Crimes section. Its focus has been on investigating burglaries, primarily residential burglaries, and career criminals. The unit also investigates crimes where there is an identified pattern, regardless of the type of crime, including theft, fraud, felony resisting, receiving stolen property, and forgery. The unit consists of four Detectives and a Supervisor.

The Street Crimes Unit worked 334 investigations in 2010, made 92 arrests, requested 26 warrants and had 40 exceptional clearances for a total clearance of 158 cases.

Northwest/Southwest Property Crimes: NW and SW Quadrant Property Crimes detectives are responsible for investigating residential and business burglaries and felony thefts that occur within the Northwest and Southwest Quadrants of Fort Wayne. It is staffed with one Supervisor and four Investigators. These Investigators worked an average of 125 cases per Detective (up from 92.25 cases per detective in 2009).

	<u>2010</u>	<u>2009</u>
Warrant arrests	46	38
Cases cleared by 48-hour arrests	69	57

Northeast/Southeast Property Crimes: This section is responsible for the investigation of property crimes, burglary and theft in the Northeast and Southeast quadrants of the City of Fort Wayne. This section is staffed by one Supervisor and five Detectives.

Statistics	<u>2009</u>	<u>2010</u>
Total cases received	957	917
Total cases assigned	423	452
Total warrants requested	38	28
Total 48 hr arrest cases	66	77
Total felony theft cases	138	126

Financial Crimes: Financial Crimes Section is responsible for insufficient funds checks over \$2,500, counterfeit checks, forged stolen checks and other types of forged documents, credit card fraud, and fraud on financial institutions, identity theft, insurance fraud, utility fraud, counterfeit currency, Power of Attorney illegally obtained from Adult Protective Services, and a variety of scams and computer-related crimes. This Unit is staffed with one Supervisor and seven Investigators.

Statistics	<u>2009</u>	<u>2010</u>
Warrants	100	145
48 Hour Cases	38	32
Total Cases	917	852

Juvenile Aid Division: The Juvenile Aid Division is responsible for investigating crimes which involve individuals 17 years of age or younger. The unit is also responsible for the monitoring of juvenile runaways and missing persons. The unit is broken down into three separate areas, which consist of property crimes, school section and sex crimes. The unit is currently staffed with one Supervisor and six Detectives.

	<u>2009</u>	<u>2010</u>
Cases Assigned	431	490
Warrants	153	163
Missing Persons	831	893
Cases Reviewed	2377	2179
Juveniles Fingerprinted	61	59

Auto Theft:

Two Detectives work auto theft which also includes motorcycles, mopeds, ATV's, trailers and construction equipment.

Statistics	<u>2009</u>	<u>2010</u>
Unfounded	86	73
Stolen Vehicles	558	405
Recovered Vehicles	451	343

B-Shift Investigative Section: The B-Shift Section of the Detective Bureau responds to and conducts preliminary investigations into felony incidents that occur during the late afternoon and evening hours. If such incidents involve apprehensions of suspects, those Detectives complete and compile the necessary paperwork required for the appropriate felony charges. B-Shift Detectives also conduct follow-up investigations on many cases assigned to them, depending on the nature of the crime involved. This section consists of 11 Detectives and two Sergeants working a 5/2 rotation.

	<u>2009</u>	<u>2010</u>
Cases	635	572
Arrests (48 hr)	288	312
Warrant requests	53	57

C-Shift Investigative Section: The C-Shift Section of the Detective Bureau responds to and conducts preliminary investigations into felony incidents that occur during the late night and early morning hours. If such incidents involve apprehensions of suspects, those Detectives complete and compile the necessary paperwork required for the appropriate felony charges. This section consists of six Detectives working a 4/2 rotation, and one Sergeant working a 5/2 rotation. In 2008, a Mid-Shift Lieutenant position was added on a 5/2 rotation, providing another

supervisor to the last few hours of B-Shift and the first few hours of C-Shift.

	<u>2009</u>	<u>2010</u>
Cases assigned:	573	487
Arrests (48's)	265	259
Warrants requested:	2	0

Pawn/Stolen: Due to the Department subscribing to the "LeadsOnline" database service, the property recoveries for 2010 have improved by 101% since last reported in 2009 for 2008.

Computer Crime: The Computer Crime Section is responsible for the examination of any electronic media evidence. This is typically, but not limited to: Computer hard drives, memory cards, CDs, DVD's, cell phones, digital cameras, etc. The section consists of one full time examiner, one supervisor who does examinations part time and three Spillman Office personnel who occasionally assist as their time allows.

Crime Stoppers: Crimes Stoppers is responsible for taking anonymous tips on criminal incidents and wanted suspects and providing that information to various Law Enforcement Agencies. Crime Stoppers is governed by civilian personnel and community business representatives, but consults with representatives of area Law Enforcement. Crime Stoppers is staffed with one civilian director and one part-time employee.

Statistics

Total Tips	1010
Physical Arrests	455
Felony Charges	623
Misdemeanor Charges	515
Pay-out for tips	\$17,700

VICTIM ASSISTANCE: For the past 30 years, the Victim Assistance program with the Fort Wayne Police Department has proudly served the City of Fort Wayne. The commitment of the Police Department and our City's leaders make services available to crime victims. The Victim Assistance Program works collaboratively with: Area law enforcement, schools, hospitals, community agencies and various faith communities on a local, state and national level to provide comprehensive services.

Victim Assistance collaborates with some of these entities to provide training, community events and projects developed to address the emotional, physical, financial, social and spiritual needs of crime victims. Crime Victim Care of Allen County and Victim Assistance partner to provide services for non-English speaking immigrant crime victims and their communities, eliminating the barriers impeding delivery of services, and improvement of policies and procedures that affect services for victims of sexual abuse, rape, and domestic violence. Victim Assistance received funding from INCASA to provide Sexual Violence Prevention Programs in Fort Wayne. 4,454 primary victims and 1,594 secondary victims were served in 2010.

TYPE OF CRIME	2010	2009
Child Abuse	95	142
Molest	405	432
Homicide	30	21
Domestic	3093	3647
Sexual Assault	152	137
Robbery	218	324
Assault	105	206
Other	356	497
TOTALS	4454	5406

Crime Analysis Unit: The Crime Analysis Unit personnel read all felony reports for data accuracy and forward all crime patterns and trends to the Investigative Support Division Section Commanders and/or to the Operations Command staff. The information is distributed using electronic mail, messaging and crime maps.

Other routine duties that are performed include reviewing the daily crime reports, hosting the weekly Comstat meeting, preparing daily, weekly, bi-weekly and monthly reports that include Warrants, Parolees, Active Stolen Vehicles; Calls For Service for the Neighborhood Associations, for the Crime Prevention Unit, for the Public Information Office and for the Assistant Chief.

Additionally, the Unit provides yearly crime data to the local colleges and universities so they can meet their Federal Government requirements (Clery Act). The Unit continues to provide the ISD Street Crimes Unit with Property Crime incidents (Burglary and Theft from Vehicle).

Crime Scene Management: The Crime Scene Management section of the Fort Wayne Police Department strives to have individuals trained in the latest methods of documentation, preservation and collection of evidentiary items. The Unit consists of two Supervisors and nine Technicians, all sworn personnel.

FORENSIC INVESTIGATIONS

2009 2010

CRIME SCENES ATTENDED	495	371
CRIME SCENES PHOTOGRAPHED	270	220
CRIME SCENES VIDEOTAPED	45	46
LATENT PRINT PROCESSING	94	66
COLLECTED ITEMS FOR PRINTING	355	176
DRIED BLOOD SPECIMENS	25	27
HAIR SPECIMENS	3	5
COLLECTED FIREARMS EVIDENCE	69	59
CASTS & MOLDS PRODUCED	0	1
COLLECTED PAINT TRANSFERS	0	0
RAPE EVIDENCE KITS	40	2
COLLECTED SKELETAL SPECIMENS	3	1
INKED FINGERPRINTS COLLECTED	10	12
AUTOPSIES PHOTOGRAPHED	57	49
CASES SUBMITTED TO STATE POLICE LAB	118	137
CASES SUBMITTED TO FWPD LAB	151	99

Property/Evidence: The Property and Evidence Department is responsible for the proper packaging and storage of evidence and found items taken into custody by the Fort Wayne Police. The Unit is staffed by one civilian Director and two civilian employees.

The Property/Evidence personnel, with the assistance of several police officers, conducted another auction of found bicycles netting the Department \$13,185.

VICE & NARCOTICS BUREAU

The Fort Wayne Police Department Vice & Narcotics Bureau is committed to enhancing the quality of life in Fort Wayne through the investigation of narcotics related activities. This commitment is facilitated by creating an open dialogue with the internal and external stakeholders germane to the Fort Wayne Police Department; by understanding their needs, and directing our resources and efforts accordingly. One of the major focuses for the Bureau in 2010 was in the area

of internet massage parlor prostitution. Another major focus was in the area of meth investigations. With the continued production of the "one-pot method," the Bureau has seen a steady rise in methamphetamine cases within the City limits. The third major focus was in the area of long-term investigations. With the assistance of A.T.F., D.E.A. and the F.B.I., the Bureau is very active in multiple long-term investigations resulting in large seizures and mass arrests.

The overall number of arrests for 2010 was 1637, compared to 1699 in 2009. This was a decrease of 4%. Of these totals, 785 of them were felonies in 2010 compared to 1023 in 2009. This was a decrease of 23 %. The drug buys decreased from 567 in 2009 to 422 in 2010. This represented a 26% decline in one year.

The total weight of drugs confiscated during 2010 was 164,621.96 grams compared to 558,232.83 grams in 2009. This was a decrease of 71%. The total value of these drugs confiscated in 2010 was \$1,998,891.10 compared to \$6,128,336.10 in 2009. This was a decrease of 67%.

2010 SEIZURE TOTALS

FEDERAL SEIZURES	\$189,159.00 *
STATE SEIZURES	\$ <u>114,841.00</u> **
TOTAL SEIZURES	\$304,000.00
STATE DEPOSITS	\$ 73,193.00
FEDERAL DEPOSITS	\$264,520.00
6 VEHICLES WERE SEIZED	

Note: *The percentage of Federal Seizures received will vary. If the Fort Wayne Police Department is the only agency placing claim on the seized funds, 80% will be received. If more agencies than the FWPD place a claim on the seizures, the percentage received will be adjusted accordingly. The amounts of 2010 deposits may include monies received from previous year cases. **State Seizures are split 50% with the Prosecutor's office.

Drug House Ordinance: The City of Fort Wayne passed a Drug House Ordinance several years ago which requires landlords to evict tenants who are proven to be selling drugs from the property. Failure to evict results in severe fines. A civilian employee handles the receipt of tips.

Tips Received	838
Drug Houses Closed	59

HONOR GUARD: 2010 was again extremely active for the team. Between the regularly scheduled training, parades and special events, combined with the funeral details of both active and retired officers from our agency, as well as other agencies, the Unit was called upon to perform its duties often. The Honor Guard completed 29 commitments requiring 127 assignments.

LABORATORY SERVICES

The Fort Wayne Police Department Laboratory is maintained by three civilian employees. This includes the Laboratory Manager/AFIS Manager and two Forensic Scientists/Technicians. The Fort Wayne Police Department Laboratory has the responsibility of conducting forensic examinations on evidence collected and submitted from various crime scenes including, but not limited to: Latent fingerprint and palm print evidence, footwear, tire track, postmortem fingerprints and other physical comparison for the purpose of supporting the Police Department in criminal investigations. The Laboratory is also responsible for officer and civilian training in various forensic disciplines (fingerprints, photography, footwear, etc.) as well as operation, training and maintenance of the county-wide Automated Fingerprint Identification System (AFIS).

LABORATORY SERVICES PERFORMANCE INDICATORS

	<u>2009</u>	<u>2010</u>	<u>CHANGE</u>
Requests for Service	2097	1521	-27.5 %
Reports Generated	1412	1192	-15.5 %

REQUESTS FOR LABORATORY SERVICE

	<u>2009</u>	<u>2010</u>	<u>CHANGE</u>
Crime Scene Management	115	104	- 9.6 %
Detective Bureau	213	145	-31.9 %
Operations Division	1295	896	-30.8 %
Vice / Narcotics	65	62	-4.6 %
Bureau of Identification	141	154	+9.0 %
Record Certifications	24	18	-25.0 %
Miscellaneous *	<u>244</u>	<u>142</u>	-41.8 %
Totals	2097	1521	-37.8 %

* Miscellaneous includes outside agency cases, court, training, additional suspect exams, etc.)

Juveniles Printed in AFIS: 61 67 +.09 %

Retired Senior Volunteer:
Total hours volunteered in 2010 369 hours

NORTHWEST DIVISION

At this time, the Northwest Division is providing police service to approximately 61,717 citizens out of the approximately 254,397 who live inside the incorporated areas of Fort Wayne. Northwest officers are responsible for providing police service to 33.07 square miles out of the City's total of 110.36 square miles. To adequately provide police service in this quadrant, the Northwest Division is allotted 53 patrol officers out of the 227 officers available for uniform patrol. These officers are then divided among three shifts according to calls for service volume. They are supervised by nine Sergeants who are also divided among three shifts.

The Northwest Division posted an 11.03% overall crime reduction from the previous year. Some of the crime reduction can be attributed to the dedication of our officers who kept our criminal element in check by making some very outstanding arrests and also to our citizens who have been extra vigilant in monitoring suspicious activity in their neighborhoods.



Martin A. Bender
Deputy Chief
Northwest Division

Statistics	<u>2009</u>	<u>2010</u>
Homicide	2	3
Rape	16	23
Robbery	86	63
Agg. Assault	56	43
Burglary	530	383
Larceny	1984	1889
Vehicle Theft	118	74
Arson	10	15

TRAFFIC GRANT COORDINATOR

Lt. Tony Maze is the Traffic Grant Coordinator for the Fort Wayne Police Department and the Coordinator for the county-wide Fort Wayne/Allen County Crash Team (FACT). He is responsible for the acquisition of traffic safety grants, their administration and the day-to-day coordination of the FACT team. Lt. Maze now also oversees the Allen County Traffic Safety Partnership which was formed in the spring of 2009.

TRAFFIC OVERVIEW

Traffic fatalities in 2010 decreased from 22 in 2009 to 10 in 2010. (There were 10 crashes with 10 fatalities.) Our agency had a 99% reporting rate through the ECVR system. ARIES/ECVRS indicates 8,660 collisions found.)

In 2010, there were 1312 people tested at "B-90" in the Allen County Confinement Center, the central location for BAC DATAMASTER. Of that number, 1291 were charged in relation to the initial investigation.

The average Blood Alcohol Content (BAC) of those drivers arrested in Fort Wayne for Operating While Intoxicated (OWI) is .140%, which is .01% lower than the average result in 2009.

Speed and seat belt enforcement is an on-going enforcement project and DUI Taskforce officers work every Friday and Saturday night along with other selected enforcement dates.

Hit-Skip Section: During 2010, the Hit-Skip Section, which is staffed by four Detectives, processed 1814 Hit-Skip crashes. Of these crashes, 686 were cleared by an investigating officer, 1127 were closed due to lack of evidence or no witnesses able to identify a driver.

Traffic Safety Grants: All grants were awarded to the Department by the "Governor's Council on Impaired and Dangerous Driving" through the Indiana Criminal Justice Institute (ICJI). In 2010, the Department was granted \$553,839.00 to be dispersed to agencies within the Allen County Traffic Safety Partnership. The grants were made up of the following:

FACT - \$ 92,339.00
 DUI - \$210,000.00
 DDE - \$ 50,000.00
 BCC - \$201,500.00

Charges:

SEAT BELT	5249
CHILD RESTRAINT	142
SPEEDING	1589
OPEN CONTAINER VIOLATION	10
MINOR CONSUMING	23
MISDEMEANOR OWI	126
FELONY OWI	21
SUSPENDED LICENSE	193
OTHER LICENSE VIOL.	85
CRIMINAL MISDEMEANOR	73
CRIMINAL FELONY	11
OTHER TRAFFIC CITATIONS	545
TOTAL	8067

DUI TASK FORCE (IMPAIRED DRIVING)

Charges:

SEAT BELT	14
CHILD RESTRAINT	3
SPEEDING	796
OPEN CONTAINER VIOLATION	38
MINOR CONSUMING	111
MISDEMEANOR OWI	773

FELONY OWI	124
SUSPENDED LICENSE	266
OTHER LICENSE VIOL.	125
CRIMINAL MISDEMEANOR	198
CRIMINAL FELONY	38
OTHER TRAFFIC CITATIONS	1513
TOTAL	4281

8 YEAR CRASH COMPARISON

	2003	2004	2005	2006	2007	2008	2009	2010
PROPERTY DAMAGE	8853	9275	9579	8738	8932	9241	8642	8660
PERSONAL INJURY	1629	1713	1671	1713	1802	1599	1535	1633
HIT-SKIP	2376	2523	2525	2439	2510	2450	1824	1814
FATALS	8	12	11	8	9	14	17	10

8-YEAR OWI ARREST COMPARISON

	2003	2004	2005	2006	2007	2008	2009	2010
TOTAL	2836	2656	2345	2428	2073	1654	1316	1312

EMERGENCY SERVICES TEAM (E.S.T.)

The EST exists to provide the City with the ability to successfully resolve extraordinary and volatile circumstances, with as little loss of life and property as possible. Some of the situations responded to are: Hostage situations, sniper situations, barricaded/suicidal subjects, high-risk warrant service and high-risk stakeout details.

	2008	2009	2010
Events	77	78	67
Hostage Situations	1	1	2
Barricaded Subjects	6	10	2
High-Risk Warrant Service	61	64	62
Other	9	4	1

CRISIS RESPONSE TEAM (C.R.T.)

The Crisis Response Team was formed to respond to hostage, barricade situations, or suicidal incidents, which might require the use of negotiators. The ultimate goal of the Team is to peacefully resolve all calls that they respond to, minimizing injury to officers, victims and suspects involved. The Team consists of nine (9) officers. The Crisis Response Team also works hand-in-hand with the Emergency Services Team, and continued to train together on the two regularly scheduled scenarios.

Crisis Response Team Previous Calls for Service

1992	4	2001	9
1993	7	2002	3
1994	7	2003	9
1995	7	2004	7
1996	2	2005	8
1997	3	2006	9
1998	8	2007	8
1999	14	2008	10
2000	4	2009	10
		2010	5

HAZARDOUS DISPOSAL UNIT - BOMB SQUAD

In 2010 the FWPD HDU became the Northern Center for Federal Training in Hazardous Devices. Several classes were hosted in "Post Blast" for the BATFE, as well as an FBI class on Home Made Improvised Devices. The Unit continues to work on grants for various needed equipment. Safety has always been our number one goal and in 2010 we had zero injuries.

Statistics

Arrests	3
Calls for Service	129
Federal Warrants	2
Mailbox Bombs	4
Demonstrations	6
Suspicious Packages	9
Recovered Explosives	382
Bottle Bombs	22
Pipe Bombs	8
Sparkler Bombs	9
Ammunition	325
Fireworks	2740

NORTHEAST DIVISION

During 2010, the Northeast Division patrol officers and supervisors responded to 31,470 calls for service which was only 17 fewer calls than in 2009. The number of total reported Part 1 crimes for the Northeast Division during the year 2010 was 1,694, which represents 17.6% of the 9,641 crimes reported for the City. A decrease was seen in robberies, aggravated assaults, burglaries, larcenies, vehicle thefts, and arsons over and above the significant decrease for the Division in 2009.



Garry Hamilton
Deputy Chief
Northeast Division

The Northeast Division continues to have the lowest number of reported crimes of any other Division, and we were able to achieve a 4.4% decrease over 2009 data.

CRIME	2010	2009	2008
Homicide	2	0	4
Rape	12	12	12
Robbery	55	88	69
Agg Assault	37	45	27
Burglary	308	319	368
Larceny	1233	1256	1456
Veh Theft	45	48	99
Arson	2	5	18
TOTAL	1694	1773	2053
Misc Indicators	2010	2009	2008
Drug House Closures	6	7	20
NLO Contacts *	1328	1177	1133

Traffic Stops	4168	4855	4557
---------------	------	------	------

* Neighborhood Liaison Contacts

CRISIS INTERVENTION TEAM (C.I.T.)

The Fort Wayne Police Department continues to have a highly lauded CIT Program within the State of Indiana. With approximately 80 patrol officers spread throughout the City working three shifts, people with mental illness who are experiencing a crisis are being well served.

The below performance indicators reflect an extremely low arrest rate, and very good judgment as a whole in using physical force, chemical agent, or a conducted energy device on the person in crisis.

	2010	2009	2008	2007	2006	2005	2004	2003	2002	2001
Calls Responded to by CIT	1059	989	926	1012	918	956	964	1034	743	238**
Immediate 24-Hour Detentions	1011	907	807	892	685	635	581	502	333	90**
Voluntary Admissions	19	35	59	63	128	167	226	311	197	74**
Medical Admissions	0	0	3	1	2	6	7	21	13	*
Emergency 72-Hour Detentions	2	2	1	3	6	12	7	17	32	19**
Consumers Stabilized at Scene	23	34	49	39	92	122	109	135	124	37**
No Action Taken/Required	3	5	4	11	9	9	24	44	28	7**
Arrested	1	5	3	3	2	5	10	6	10	3**
Suicide Related Calls	763	674	611	649	500	457	406	409	257	93**
Party Armed	95	60	76	71	70	71	48	65	53	24**
Currently Using Drugs/Alcohol	247	245	230	212	153	131	*	*	*	*

*Data not available

**Data from August 1st through December 31st

POLICE ATHLETIC LEAGUE (PAL)

Summary of Achievements, Accomplishments, and Activities for 2010: Most of the PAL programs have remained strong. The fundraising for golf was again lower this year than in past years. Sponsorships of football teams remain strong.

The volunteer staff level remains intact. PAL continues to work with the Allen County Juvenile Center to provide community service opportunities for students who have violated the law.

Performance Indicators

Program	Enrollment	Staff
AAU Basketball	163	25
Coed Basketball	81	11
Baseball	571	98
Open Gym	404	7
Football	714	141
Student Self-Defense	178	12
Cheerleading	123	4
Hip-Hop Dance	72	2
Tennis	37	18
Totals	2,343	318

SOUTHWEST DIVISION

During 2010 the Southwest Division patrol officers and supervisors responded to 43,622 calls for service which equated to nearly 23% of the calls for the agency, and those incidents tallied nearly 24% of the Part 1 crimes outlined in the graph below.



**Dottie Davis
Deputy Chief
Southwest Division**

The number of total reported Part 1 crimes for the Southwest Division during the year 2010 was 2,304 which represented 24% of the 9,641 crimes reported for the city. A decrease was seen in homicides, rapes, robberies, larcenies, vehicle thefts, and arsons over and above the significant decrease for the Division in 2009.

The Southwest Division was able to achieve an 8.32% reduction in 2010 in Part 1 Crimes, and a reduction in all categories with the exception of aggravated assaults and burglaries. Areas that assist in addressing crime, such as drug house closures and traffic stops increased for the Division, as well as neighborhood contacts by the patrol officers.

PERFORMANCE INDICATORS

CRIME	2010	2009	2008	% Change from 2009
Homicide	3	5	4	-60.0%
Rape	12	17	25	-41.7%
Robbery	80	117	128	-31.6%
Aggravated Assault	66	50	54	+32.0%
Burglary	593	582	643	+2.0%
Larceny	1468	1617	1680	-9.2%
Vehicle Theft	73	111	159	-34.2%
Arson	9	14	26	-35.7%
TOTAL	2304	2513	2719	-8.32%
Misc Indicators	2010	2009	2008	
Drug House Closures	20	18	25	
NLO Contacts	1154	1108	807	
Traffic Stops	7,386	6,693	9,422	

CANINE UNIT

The K9 unit continued to provide service to the Department fulfilling our commitment to the Operations Division and Narcotics Division. We continued to fulfill requests for K9 demonstrations and lectures. Instruction on K9 Policing was provided for the Fort Wayne Police Academy. Requests for the popular cooperative K9 School Drug Interdiction program between the Police Department and Fort Wayne Community Schools continued as well. 2010 was a busy year

for the K9 Unit's trainers. A thirteen-week Basic K9 Academy class was completed and another started during the year. Six new K9 teams completed the course, three K9 teams for our Department and three K9 teams for other agencies.

Statistics

Incidents Utilizing Canines 649

Highest reported incident usage:

Alarms:	264
Robbery	37
Agency Assist	104
Burglary	56

Highest reported K9 utilizations:

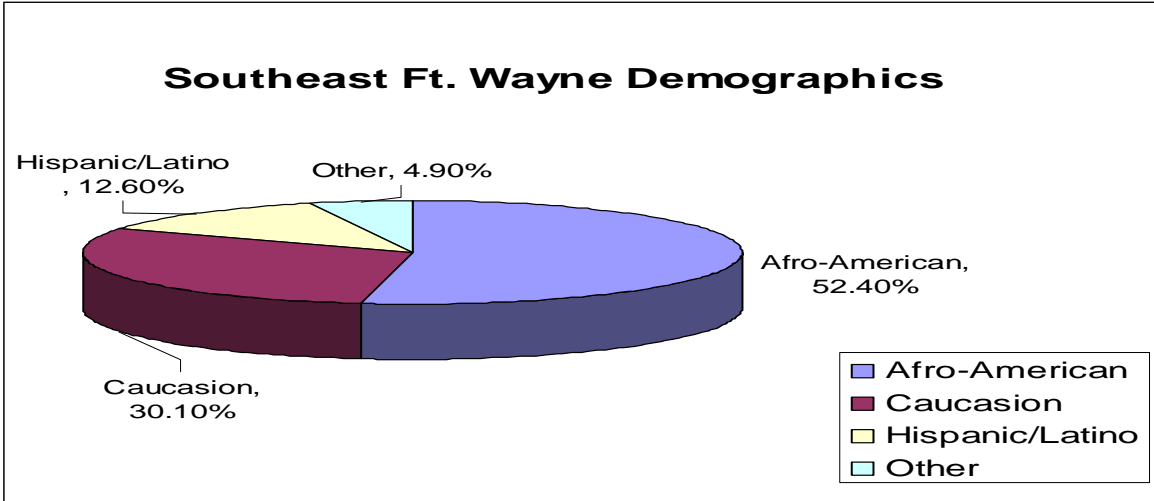
Drug Specific	218
Tracking	160
Building searches	126
K9 Apprehensions	32
K9 Demonstrations	24
FWCS Drug Sniffs	28
Bomb Sniffs	1
K9 Bites	3

SOUTHEAST DIVISION

During 2010, the City of Fort Wayne saw an overall decrease in crime of 6.25%. In spite of economic challenges, each of the four quadrants experienced a reduction in crime. Crime in Southeast Fort Wayne decreased 1.28% during 2010. Before we take a closer look at the various crime categories, it's important to discuss relevant statistical data about our quadrant and its residents.



**Nancy Chamberlin
Deputy Chief
Southeast Division**



During the past several years, Fort Wayne experienced a large migration of Burmese refugees into our community. Approximately 6,000 refugees from Burma and Somalia have settled into our city. The majority of these refugees reside in one of four apartment communities within our quadrant. Fort Wayne has the largest number of Burmese refugees in the United States.

PERFORMANCE INDICATORS

Southeast Part 1 Crime - 2009 and 2010

The number of Part 1 crimes occurring in Southeast Fort Wayne decreased 1.28% during 2010. The following table compares Southeast Part 1 crimes in 2010 to those that occurred during 2009. The percentage change in each category is also noted.

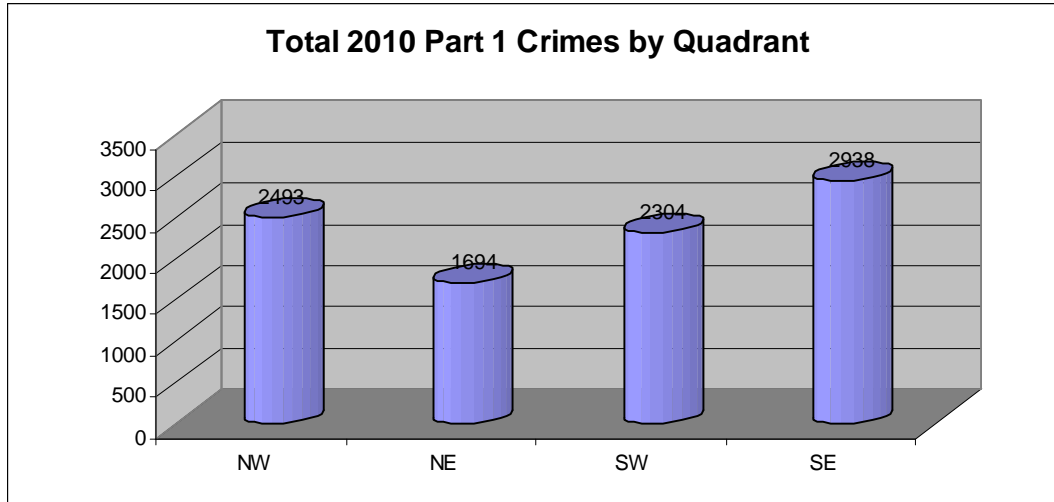
COMPARING THE YEAR 2009 TO 2010

Crime	2010	2009	% of Change
Homicide	15	11	+ 36.36%
Rape	34	15	+126.66%
Robbery	113	179	- 36.87%
Agg. Assault	151	140	+ 7.85%
Burglary	853	837	+ 1.91%
Larceny	1655	1631	+ 1.47%
Vehicle Theft	94	148	-36.48%

OVERALL CRIME DECREASED IN SOUTHEAST QUADRANT -- 1.28%

Crime Comparison by Quadrant

As a whole, the City of Fort Wayne experienced a total of 9,656 Part 1 crimes during 2010, a decrease of 6.25%. Listed on the following page is a breakdown by quadrant of the number of crimes which occurred in each area.



Calls for Service Comparison by Quadrant

During 2010 there were 186,667 calls for police service city-wide. The following table provides a breakdown by quadrant of the total number of calls for each area.

<u>Division</u>	<u>Calls for Service</u>	<u>% of Calls</u>
Northwest	48,315	26%
Northeast	31,470	17
Southwest	43,622	23
Southeast	59,719	32

The 59,719 calls for police service in the Southeast quadrant reflect an increase of 1,726 calls from the previous year.

Crime Prevention Bureau

Officer Battershell provided the majority of the Crime Prevention activities beginning in 2010. However, in April 2010, Officer Battershell was joined by Officer Michael Joyner. Having two officers assigned to the Crime Prevention Bureau provided the city with increased

attention toward proactive crime prevention measures. To assist in handling the calls for crime prevention services, the city was divided into two areas and each crime prevention specialist was responsible for one area. Officer Joyner was responsible for the west side of Fort Wayne, while Officer Battershell was responsible for the east.

For the purpose of this report, each crime prevention specialist's duties shall be detailed with a final tally of all the Crime Prevention Bureau's activity.

Activity	Officer Battershell	Officer Joyner	Crime Prevention Total
Telephone Tips	78	47	125
Residential Surveys	2	2	4
Business Surveys	4	8	12
Lesser Surveys	64	31	95
Media Programs	4	28	32
Tours	5	2	7
Television Programs	0	4	4
Speaking Engagements	46	10	56
Meetings	16	29	45
Safe Net/Safe at Home	10	0	10
Other Programs	27	20	47
Total	256	18 1	437

The Department installed an "Unwanted Medication" drop-box in 2006, which allows citizens to drop off unwanted medications. This prevents them from being stolen and resold on the street, accidental overdose by children, and from being flushed down the toilet. In 2010, the Fort Wayne Police Department collected six hundred thirty-two (632) pounds of this unwanted medication which was disposed of in an environmentally friendly way.

Gang Unit

The Fort Wayne Police Department established the Gang Unit on July 15th, 2007, during which time it has been partnered with the Bureau of Alcohol, Tobacco, Firearms and Explosives, with great success. The Unit has consisted of four Officers, one Sergeant and Special Agent with the BATFE. As of November, the Unit has separated itself from exclusively being assigned to BATFE and has branched off to assist and take part in investigations with any and all outside agencies in an attempt to broaden its scope and utilize our abilities and resources with these other Agencies and Divisions.

The Unit had been awarded an ATF Federal Grant through "Project Safe Neighborhoods" which will continue until January 1st, 2011.

RECORDS BUREAU [BUREAU OF IDENTIFICATION]

SUMMARY OF ACTIVITIES

The Bureau's primary responsibility is to maintain the security and integrity of police records. Its responsibilities include services to the public, as well as Department officers and other police agencies in the form of accident reports, gun permits, incident reports and fingerprinting. The unit also enters the "Safe at Home" program applications, as well as officers' video logs.

PERFORMANCE INDICATORS

	2009	2010
Accident Reports	\$105,926	\$105,235
Gun Permits	106,817	76,149
Fingerprinting	7,690	6,810
Police Reports	15,597	15,234
Criminal History Checks	34,555	35,173
TOTAL FUNDS RECEIVED	\$270,585	\$238,601