

**FORT WAYNE
POLICE
DEPARTMENT**



**1999
ANNUAL REPORT**

1999 Annual Report

Table of Contents

CRIME ANALYSIS UNIT	4
OPERATIONS DIVISION	6
INVESTIGATIVE DIVISION	25
VICE & NARCOTICS DIVISION	28
ADMINISTRATIVE DIVISION	37
INTERNAL AFFAIRS UNIT	52

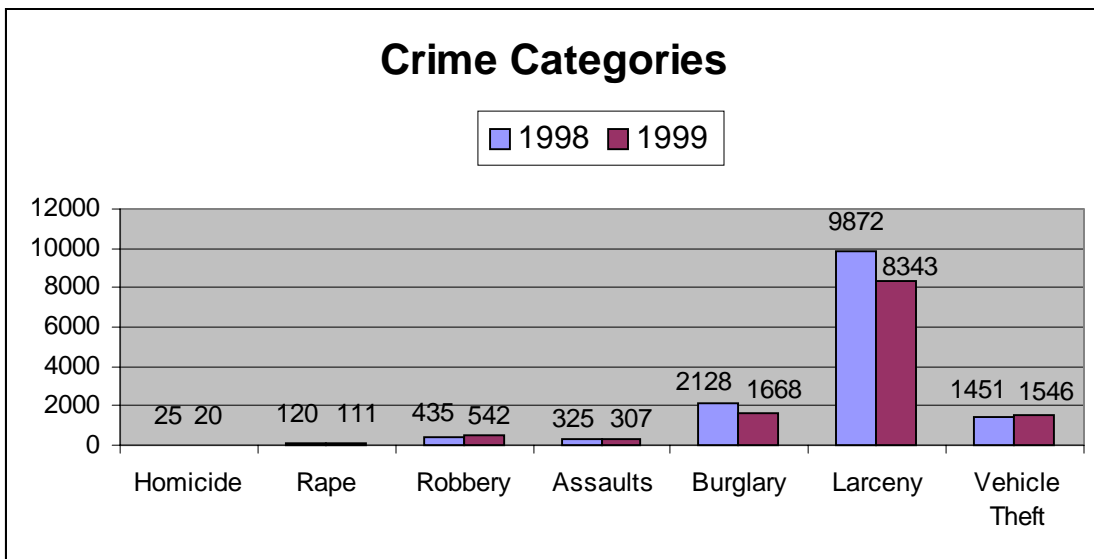
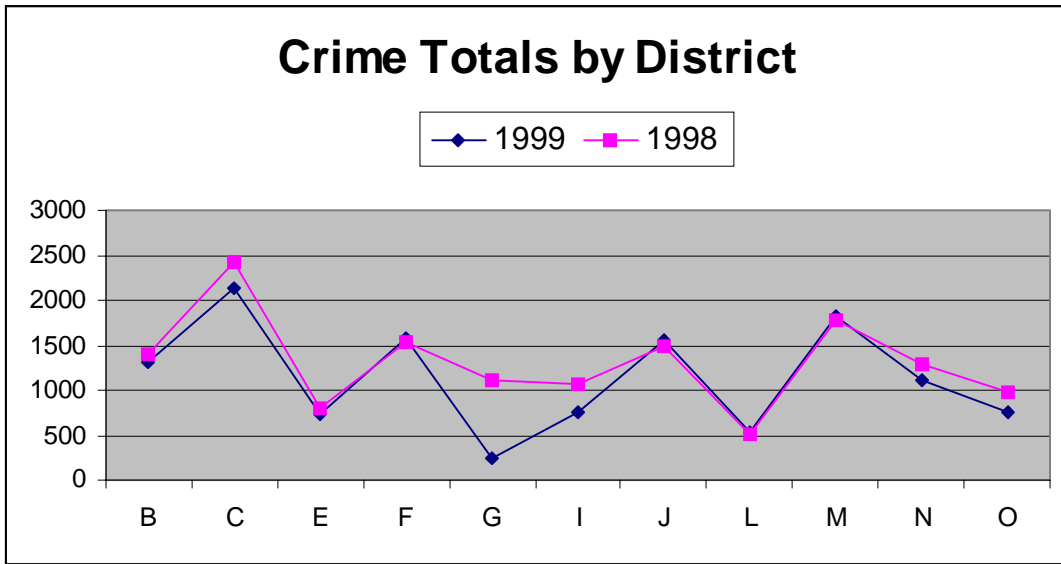
OUR MISSION

The Fort Wayne Police Department, in partnership with our community, will strive to protect the life, property, and personal liberties of all individuals. We believe that the overall quality of life for all residents will improve through the deterrence of criminal activity and an understanding of the diversity of cultures within this community. Furthermore, we recognize the need for fair and impartial enforcement of the law with attention given to the highest possible quality of service delivery to the community.

CRIME ANALYSIS UNIT



CRIME ANALYSIS UNIT



OPERATIONS DIVISION



UNI FORM DI VI SI ONS:

Northwest Quadrant

Northeast Quadrant

Southwest Quadrant

Southeast Quadrant

Northwest Quadrant

Activities & Accomplishments

The year 1999 was a continuation of our two-year quest to provide a more personalized approach to crime reduction by dividing the city into more manageable work groups or quadrants. This concept had several objectives: to divide the city into similar socio-economic groups, increase accountability, increase community involvement by mirroring Area Partnerships, establish ownership and create a sense of identity for neighborhoods, businesses, citizens and police officers in a particular area. Each of these, for the most part, has been accomplished with 1999 set to refine and reinforce the above objectives.

Early studies indicated that larcenies, in particular theft from vehicles, burglaries and vandalism, were the major crime concerns in the Northwest Quadrant. Each of these areas was attacked by informing area officers of daily crime trends and probable suspects, provided to us by our enhanced Crime Analysis Unit. Care was taken to involve sergeants from each shift to provide continuity, accountability and ownership in crime fighting projects.

It became clear in early 1999 that a small number of criminals were committing the majority of the crime in the Northwest Quadrant. Rather than reacting to crime trends solely, we felt that targeting these career criminals could have an immediate and substantial impact on crime levels. It should be noted that many of these “daily criminals” were also involved in multiple activities including theft, burglary, auto theft, drugs and vandalism. The focus for 1999 Northwest was centered on burglary and in particular business burglary.

We began working more closely with the Allen County Police by providing officers back and forth to help supplement each other’s work forces. We provided officers to help Allen County Warrant Officers serve warrants. This had a two-prong effect: 1) It reduced Allen County’s workload allowing them more time to focus on other crime concerns, and 2) it took people, who had warrants for their arrest, off Fort Wayne streets, who are criminally inclined and were therefore unable to commit more crimes while they were incarcerated. In return, Allen County Police Department provided officers to us to do saturation patrols in our “hot spots” to reduce crime in general.

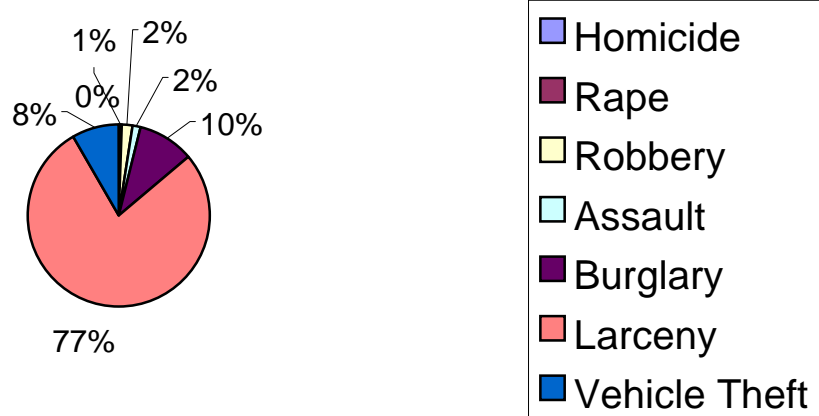
After a labor-intensive investigation, two individuals were apprehended who accounted for and cleared over 100 business burglaries in both Allen County and Fort Wayne. Their apprehension, as well as several burglary saturation patrols throughout the city, helped drive our 1999 burglary rate even lower than 1998.

In the Northwest Quadrant, every crime in the “big seven”; homicide, rape, robbery, assault, burglary, larceny and vehicle theft were down from 1997 totals when we started Quadrant Policing. Only robbery and vehicle theft were up slightly for 1998 totals.

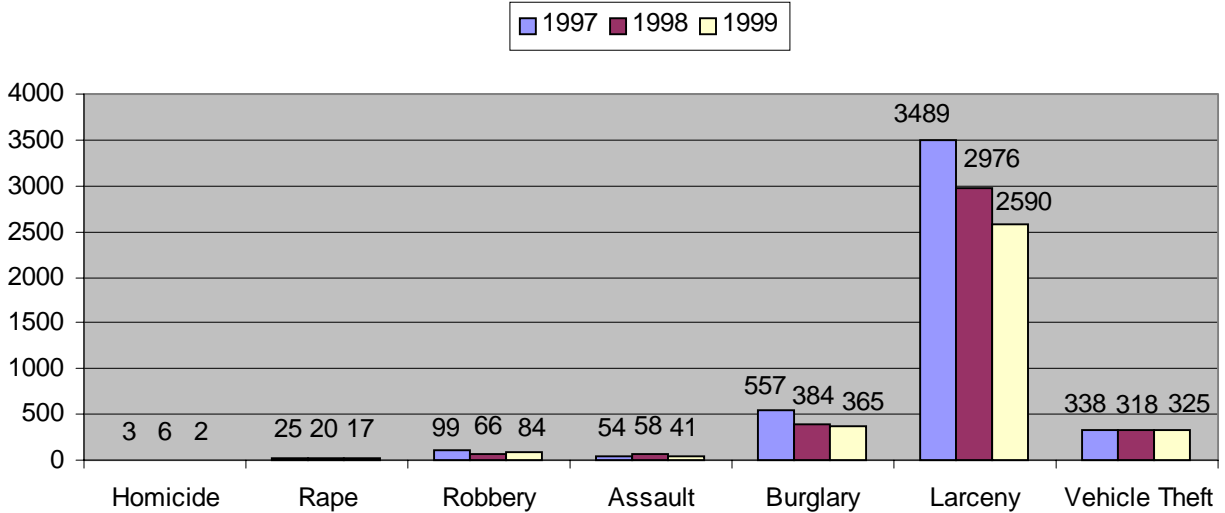
Goals & Objectives

1. Continue to reduce crime in Northwest Quadrant.
2. Physically integrate Northwest Quadrant into the Area Partnership.

Offenses for Northwest Quadrant 1999



Northwest Division



Northeast Quadrant

Activities & Accomplishments

Particular career criminals in Northeast Quadrant were monitored for criminal activity.

It became clear in early 1999 that small a number of criminals were committing the majority of the crime in the Northeast Quadrant. Rather than reacting to crime trends solely, we felt that targeting these career criminals could have an immediate and substantial impact on crime levels. It should be noted that many of these “daily criminals” were also involved in multiple activities including theft, burglary, auto theft, drugs and vandalism. The focus for 1999 Northeast was centered on burglary and in particular business burglary.

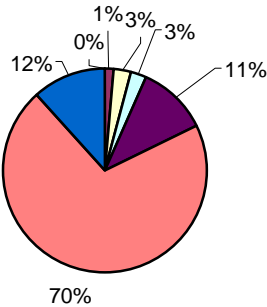
We began working more closely with the Allen County Police by providing officers back and forth to help supplement each other’s work forces. We provided officers to help Allen County Warrant Officers serve warrants. This had a two-prong effect: 1) It reduced Allen County’s workload allowing them more time to focus on other crime concerns, and 2) it took people, who had warrants for their arrest, off Fort Wayne streets, who are criminally inclined and were therefore unable to commit more crimes while they were incarcerated. In return, Allen County Police Department provided officers to us to do saturation patrols in our “hot spots” to reduce crime in general.

After a labor-intensive investigation, two individuals were apprehended who accounted for and cleared over 100 business burglaries in both Allen County and Fort Wayne. Their apprehensions, as well as several burglary saturation patrols throughout the city, helped drive our 1999 burglary rate even lower than 1998.

Goals & Objectives

1. To make a smooth and productive transition to a total division policing concept by September, 2000.
2. Continue with crime reduction strategies and work with neighborhoods to identify on going problems to be addressed by police and the partnership.
3. Develop and implement long-term special programs designed specifically for the Northeast Division that will reduce crime in affected areas and promote a positive and consistent police presence.
4. Continue the strong relationship between the Northeast Division and the Northeast Area Partnership.

Offenses for Northeast Quadrant



- Homicide
- Rape
- Robbery
- Assault
- Burglary
- Larceny
- Vehicle Theft

Southwest & Southeast Quadrants

Captain Martin A. Bender

Activities & Accomplishments

With the retirement of Captain Letz, I took over both the Southeast and Southwest quadrants from January thru mid-August. In mid-August I went back to just the Southeast quadrant.

In May we finally received quadrant lieutenants: Lt. Don Grote for the Southwest, and Lt. Ken Steeg for the Southeast. This was a great addition.

There was a sort of stagnation in operations that was brought on by the election year and a new Deputy Chief of Operations. The new Deputy Chief of Operations was not on board with the COMSTAT philosophy. The unions appeared to dictate to him what projects we were allowed to work. The mixed signal from the Chief telling us to go forth in our same manner as in 1998 was cancelled out by the Operations Deputy Chief. So from mid-August on there were not very many projects done. The union's complaints of "Officer Safety" issues and minimum staffing levels were thrown about literally. None of these concerns were ever proven. The result was lowered morale for the quadrant commanders.

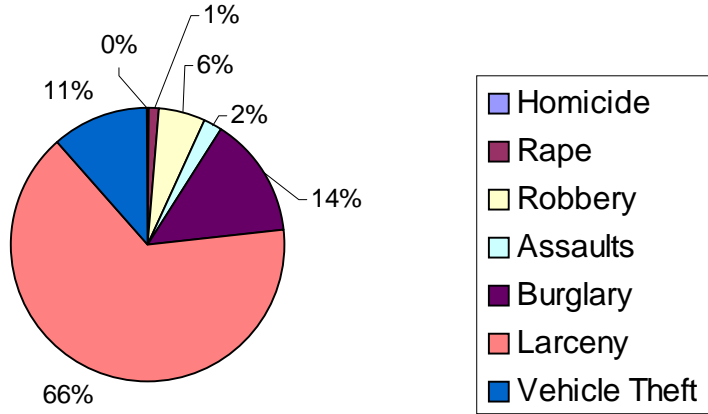
A new mobile command post trailer arrived in early July, just in time for the Three Rivers Festival.

The south quadrants continued to enjoy a lower crime rate than 1998.

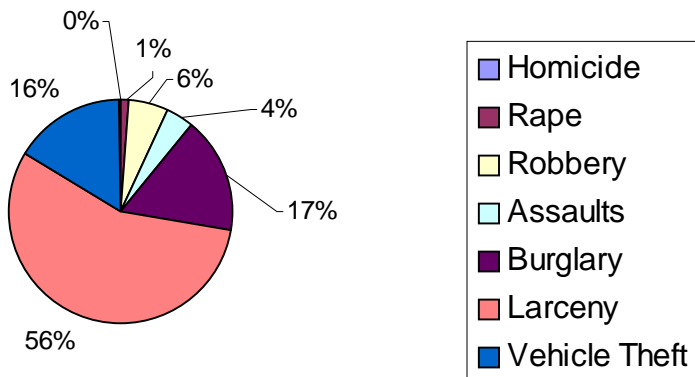
Goals & Objectives

1. I have been moved to the Southwest quadrant, and will be working towards the goals of further crime reduction and better quality of life in the Southwest area.
2. Our main goal set forth by Chief Hannaford will be the full implementation of a de-centralized police department into 4 separate divisions based on the 4 quadrants that were previously in place. The goal of which will be to operate our divisions as an almost separate police department that is tailored to the needs of the people living southwest. With this set up we hope to enhance our service to the neighborhoods and businesses in our area.
3. We will also continue to handle special events and emergencies that may arise.

Offenses for Southwest Quadrant



Offenses for Southeast Quadrant



Emergency Services Team (E.S.T.)

Mission

The Emergency Services Team exists to provide this agency with response to extraordinary situations. Our nation and community experienced an increase in the number of high profile critical incidents this year, and the possibility of domestic terrorism is a very real threat. This demonstrates that the need for a well-equipped and trained unit is now more important than ever.

EST will deploy in the event of a hostage taking, barricaded or suicidal suspect, or an active shooter incident. The team is used for high-risk warrant service and crowd control/civil disturbance details. Unit members may also be pulled for witness/dignitary protection details, or any situation in which the agency requires the rapid deployment of additional manpower.

Activities & Achievements

We received ten MP-5's. This now leaves the unit only five weapons short of its ultimate goal of twenty-eight units.

The V-150 TARV was repaired, and is up and running and mechanically sound. It is ready in need of an emergency, but it will need some additional cosmetic touches such as paint, decals, and emergency lights/siren. It is recommended that once this is done, city and department leaders be given a first look and tour of the vehicle. A media release can then be done, and any questions/controversy dealt with in a direct fashion. Let us not repeat the mistakes made by the county.

We were able to send three team leaders to instructor development, but not firearms or defensive tactics certification. With the loss of Officer Hannon it will be absolutely necessary to get additional training for instructors. This should be a primary goal that can be met with little or no extra cost.

All records are now kept on computer with an additional backup disc. Training hours have not been traditionally turned in for ILEA credit, and that will change this year.

The update on the unit SOP's was done early on and is a continuing process. As it is, our SOP's are up to date, but they will require the signature of the new chief. This should be done as soon as possible.

The goal to utilize operation Northstar to its potential was achieved, primarily due to the efforts of Officer D. Caudill and Sgt. Enyeart. Their "trips" made possible the V-150 TARV, gas masks and filters for the entire department, and the numerous misc. items. We will continue this program as much as possible.

Scattergun technology ghost ring sights have been outfitted on all weapons, and they are working outstandingly. EST officers now carry buckshot, slugs, beanbags and chemical agent rounds while on the street. This makes the shotgun not only suitable for entry work, but for a variety of special situations. We have found them to be 100 yard accurate with slugs.

The last goal, to adopt explosive entry into our SOP's, was made, and the entire unit has been trained in this area. Officer Caudill will continue to conduct tests in this area, and we will train annually in its use. Additional purchases will need to be made in this area.

Goals & Objectives

1. Increase the number of team instructors.
2. Upgrade communications.
3. Acquire five MP-5's, upgrade trigger groups on some.
4. Gather a floor plan database for the TOC.
5. Increase training for night operations.
6. Seek more outside instructors/host schools.

PERFORMANCE INDICATORS

Drug Raids	23
Barricaded/suicidal suspects	15
High Risk Warrant Services (other than narcotics)	3
Bank Robbery Stake outs	8
Civil Disturbance Operations	1

Crisis Response Team (C.R.T.)

Mission

The mission of the group is to respond to specific requests from uniform command personnel and to assist in the peaceful apprehension of, but not limited to, hostage situations, barricaded subjects, and suicidal threats.

Activities & Accomplishments

The ability to have an open dialogue with communication's personnel, in order to avoid any possible misunderstandings about their role and our needs during the early periods of a negotiation process. We were able to make contact with Deb King of Communications and air our concerns. She was receptive to it.

We have been able to incorporate equipment into our regular training schedule. We also have been able to maintain our training sessions and now are having two joint scenarios with EST.

Our training has been offered to several different agencies, including ACPD.

We are continually upgrading our SOP's.

The goal to work on weapons training, for the team, to build confidence in them in case the unforeseen should occur has been achieved. We have had this training at the Training Center with good results.

We purchased a public address system that can be set up at a safe distance to deliver instructions, etc. It is an excellent system that has been utilized in several callout situations.

We received bag phone and utilize it in making calls while the "hostage phone" is tied up.

Goals & Objectives

1. Improve the services presently offered to the city.
 - A. Continue giving Basic and Advanced Negotiation Courses to new members of the team in a timely manner.
 - B. Actively seek out needed training such as work place violence and send as many team members as possible.
 - C. Continue to train and improve our skills with scenarios and other training devices that can be completed locally.
 - D. Continue to upgrade equipment as the system allows.
 - E. Request the services of Dr. Whitesell at the scene of crisis situations, by placing him on our pager list for callout.
 - F. Repair and or replace any damaged pieces of equipment.
 - G. Continue working on mutual aid agreements with other agencies.
 - H. Attempt to keep the team concept by finding finances for the entire team to go to seminars.
 - I. Offer interested team members as initial responders of a mental health response team.

PERFORMANCE INDICATORS

Every crisis situation, with the exception of the suicide threat scenario that occurred at Washington & Coliseum on 5-7-99 (99F037795), was a stronghold barricade. The fact that no one was seriously injured in any of these situations and that less lethal was utilized only once, is a testimony to the professionalism of the Crisis Response Team Members as well as the Emergency Services Team Members.

It is increasingly difficult to maintain a level of readiness on a group such as this. It is imperative that the group is utilized whenever a crisis situation happens. To bypass these trained individuals dulls their readiness capabilities for the future as well as places the department and individual officers in jeopardy of a liability lawsuit. This group has proven it's worth in the past and, with the help of everyone, will continue to do so well into the future of our department.

Traffic Coordinator

Activities & Accomplishments

During 1999, the Hit-Run section officers logged in 1,826 hit-run investigations. 934 of those investigations were able to be followed up, with 834 cases being cleared. This results in a clearance rate of 89.2%.

826 cases were filed with no follow-up being done because of lack of enough information. There were 45 miscellaneous Hit-Run reports. There are currently 21 cases from 1999 that still remain in an open status. Four officers, who had been working in the section, retired during the year and we currently have two new officers assigned to this section.

Of special note is during the time span from June thru November 23, Officer Ross was working the section by himself. During that time span, he logged in 933 hit-run investigations and personally handled 434 of those cases. He was able to clear 405 of those cases, resulting in a clearance rate of 93.3% for that period. The remainder of those cases were filed and not followed-up.

During 1999, the Critical/Fatal Crash Investigation teams investigated 17 fatal injury crashes and 10 critical injury crashes. Of the 17, 7 of them were alcohol-related. At the present time, there are eight 3-officer teams and three sergeants. The eight teams rotate call once every eight weeks. Sgt. G. Anspach and Sgt. Wm. Walsh take call generally once every eight weeks; Sgt. Armstrong covers the bulk of the fatal call, which is usually three weeks out of four.

At the present time we have 114 Preliminary Breath Test Instruments. We currently have 56 Breath Test Operators assigned to various shifts and divisions. The department conducted 1,197 breath tests during 1999.

We currently have 57 radar units in the department.

During 1999, there were four Operation Pullover Blitzes. During the blitzes, 1,654 traffic/criminal arrests were made and 452 written warnings issued.

During 1999, the department experienced 132 squad car accidents. 75 crashes were ruled Non-Preventable. 43 crashes were ruled Preventable, of which 39 letters were sent and four one-day suspensions were handed out. Nine crashes were ruled Preventable with Extenuating Circumstances.

The Pursuit Review Board was initiated and the first meeting was held on May 27, 1999. 68 pursuits were reviewed and nine were forwarded to Internal Affairs for Investigation.

Eight officers were sent to the two two-week courses through Institute for Police Technology and Management in Indianapolis, IN Police Academy. This training allowed the Fatal Accident Investigation Teams to have one Accident Reconstructionist to supervise and assist in crashes involving critical and fatal injury accidents.

Goals & Objectives

1. Obtain two more officers for the hit/run section.
2. Get more Sergeants trained as investigators for the critical/fatal crash investigation teams.
3. Purchase two Vericom VC-2000 Braking Testing Computers for Traffic Accident Investigations.
4. Obtain more Preliminary Breath Tests Instruments through the Operation Pullover Yearly Grant.
5. Give screening tests to interested officers who wish to become Breath Test Operators.

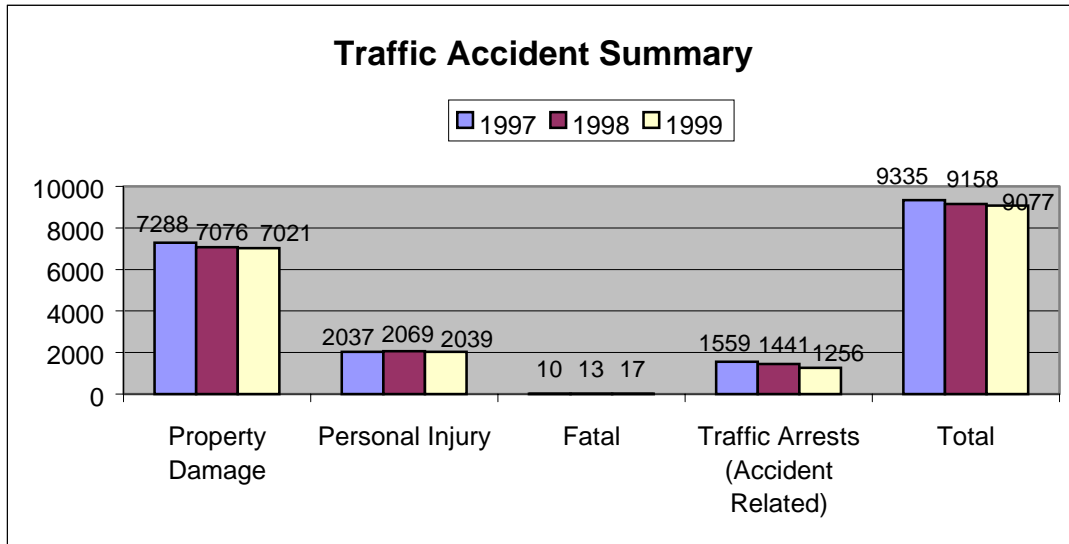
PERFORMANCE INDICATORS

HIT/RUN SECTION

Hit/Run Investigations Logged	1,826
Hit/Run Follow-up Investigations	934
Investigations Cleared	834
Hit/Run Investigation Clearance Rate	89.2%
Investigations Filed – No Follow Up	826
Hit/Run Cases Still Open	21
Miscellaneous Hit/Run Reports	45

Traffic Engineering Department

PERFORMANCE INDICATORS



HIGH ACCIDENT LOCATIONS

Location	Total Accidents
Coliseum Blvd. & Washington Blvd.	43
Coliseum Blvd. & Lima Rd.	38
1700 East Coliseum Blvd.	36
Coldwater Rd. & Coliseum Blvd.	36
Clinton St. & State Blvd.	34
Coldwater Rd. & Washington Ctr. Rd.	34
Coliseum Blvd. & Parnell Ave.	32
Spy Run Ave. & State Blvd.	31
Clinton St. & Coliseum Blvd.	30
St. Joe Center Rd. & St. Joe Rd.	30
3700 West Jefferson Blvd.	29
Crescent Ave. & Hobson Rd.	28
Lafayette St. & Washington Blvd.	28
Lafayette St. & Rudisill Blvd.	26
700 East Coliseum Blvd.	25
2800 East St. Joe Center Rd.	25
300 East Coliseum Blvd.	24
2300 North Clinton St.	23
Lafayette St. & Main St.	22
300 East Washington Ctr. Rd.	21
Interstate 69 & U.S. 30 West	21
4400 Coldwater Rd.	20
Getz Rd. & Jefferson Blvd.	20
Coliseum Blvd. & Glenbrook Entrance	19
Illinois Rd. & Lindenwood Ave.	19

Mounted Patrol

Captain Patrick Roach

Activities & Accomplishments

During January and February, we started working for the most part in the A-Shift Operations Division. The months of March thru May were highlighted with special events such as school appearances and the annual Memorial Day parade. The Maplewood School walk-a-thon was successful and created great interest in the horses by the children. We concentrated on the Franke Park area including the Fort Wayne Children's Zoo during its busy season. Beginning in June our detail moved to McMillen Park for the summer sports academy.

The remainder of the year kept us busy. Most of our time was worked in Foster Park and on special assignments in Foster Park. Our duty included the Johnny Appleseed Festival and area partnership picnic in McMillen Park along with other special assignments. During this time we were able to pursue and complete the stalls in the horse barn located at 919 North Wells, which is owned by the City of Fort Wayne. In December, bad weather hampered our regular duty. We were able to work holiday assignments at shopping centers across town but the majority of the time we worked A-Shift Operations for vacationing or days off officers.

Through the course of the year we have worked on soliciting donations to help support our program. The tractor supply store has generously offered us discounts on equipment.

Mr. Corky Hall, our barn manager, has been a real asset in training issues and barn maintenance. Cork works all volunteer hours for the Mounted Patrol. He has been at the barn to greet visitors and helps in chores asked of him.

The total number of special assignments for 1999 reached a record high of 48. The special assignments were over and above our regular assigned duties.

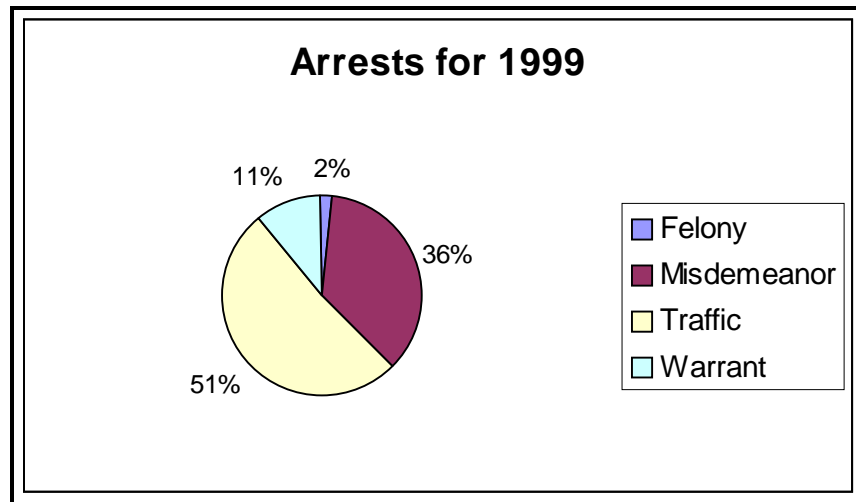
We all three attended the Lexington, Kentucky, Police Mounted Training Colloquium in August. The training was very valuable to us and a real tool in performing daily mounted patrol duties.

The Mounted Patrol was able to build new stalls and reconstruct the old stalls. We made several minor improvements to the barn facility. We are in the process of building a new fence. The community is 100% behind the Mounted Patrol.

Goals & Objectives

1. A restroom facility in the barn for officers.
2. The barn roof is need of repair.
3. A heated wash rack to bathe the horses is necessary.
4. An additional two mounted patrol officers will enhance our ability to work the parks.
5. Expand our support and create an association for the Mounted Patrol.

Reserves



Canine Trainers

Activities & Accomplishments

In March the canine section was aligned with the FWPD Mounted Patrol section. This put a new Supervisor, Sergeant Patrick Roach, in charge of the Canine section

A department in-service canine training for our Police Service Dog (PSD) teams, as well as several outside agencies that periodically participate, was arranged. All Indiana PSD teams that officially participated, received accredited Indiana Law Enforcement Academy (ILEA) training hours. Out-side PSD teams that participated were documented in the lesson plans but did not receive ILEA credit.

A 15-week basic canine academy class was conducted in 1999.

The trainer, Officer Kevin Weber, participated in four “mutual aid” canine training events. He was able to bring back the most current canine policing technology and philosophies that the industry has to offer, and apply them to the program where applicable.

The North American Police Work Dog Association (NAPWDA) nationals were held in Kansas City, Missouri. Representing the agency, Officer Weber participated with world-renowned canine instructors.

The FWPD Canine Section continues to be held in high regard not only state wide, but nationally. This is evident from our state and national canine organizations, and world-renowned Police Service Dog experts’ repeated desire to include in their seminars the guidance and instruction of the FWPD Canine trainer. The FWPD Canine Section is currently listed in the Nordisk Polishundunion, the European equivalent to our N.A.P.W.D.A. This circulation is in Denmark, Finland, Norway, and Sweden.

Goals & Objectives

1. Have one or more of our canine officers that meet the requirements go before the NAPWDA accreditation board and take the appropriate written test and oral interview to become an accredited NAPWDA trainer for our agency.
2. Have our department bomb dog team properly tested and certified as an accredited bomb dog team by the national canine organization, the NAPWDA.
3. In conjunction with the Fort Wayne Fire Department Arson investigator, and the FWPD, Officer Weber will properly train an accelerant dog to the standards of the national canine organization, NAPWDA, and have the team tested and certified by an accredited Master Trainer in arson detection work.

PERFORMANCE INDICATORS

1999 OPERATIONAL K9 USAGE SATISTICS	
Alarms	611
Apprehensions (non-bite)	62
Area Searches	40
Article Search	3
Use of Force (bite)	5
Building Searches	141
Demonstrations	41
Drug Detection	30
Canine Assist	249
Perimeter Checks	225
Tracking	180
Bomb Detection	3
Total	1,590

INVESTIGATIVE DIVISION



INVESTIGATIVE DIVISION

Mission

The Investigative Division is composed of the Detective Bureau, Juvenile Aid Bureau, Property Room, Crime Analysis Unit and Victim Assistance. These units investigate homicides, robberies, sex crimes, burglaries, vehicle thefts, arson and felony thefts. In addition, they investigate all delinquent acts of juvenile offenders and present those cases to the Juvenile Probation Department for disposition. The Property Room and Crime Analysis keep records of confiscated evidence and of crime patterns respectively. Victim Assistance complements this division by helping victims find help in dealing with their traumatic experiences.

Activities & Accomplishments

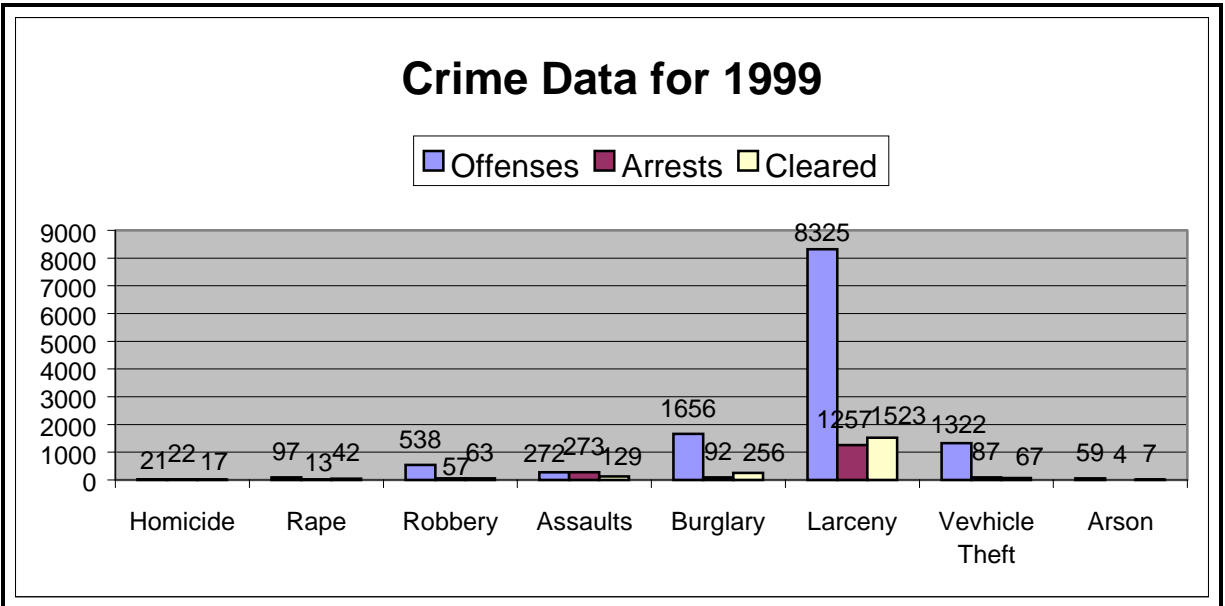
During 1999, the Evidence/Property Room underwent its first major transition in personnel since its inception in 1962. Mr. Glen Pettit, the original evidence/property room technician, retired completely. A few months later, Mr. William Campbell resigned from his civilian position. Fortunately, Ms. Diane Spiller was hired as the supervisor and Ms. Lisa Nestleroad was hired as a technician. Both employees possess extraordinary computer and organizational skills. The Evidence/Property room has been somewhat re-organized to insure that all homicide evidence is stored in one area. Evidence that is all money is now stored in one location. Excel software inventories are now being kept in addition to Spillman entries of all evidence stored in the refrigerators and freezers, all bicycles, all items to be auctioned, destruction files, and purge files.

The Crime Analysis section provides the maps and crime information gleaned from our computer system that serves as the basis for the success of the COM-STAT process. The maps and charts are disseminated at the weekly COM-STAT meetings. During 1999 the process enabled the Quadrant Captains and Officers in cooperation with the Investigative Division, to identify and apprehend criminals committing thefts from vehicles in large numbers, business burglaries (46 cleared by the apprehension of 2 people alone), curtail bank robberies occurring in a pattern, and start the process to stop the rash of armed robberies in November to December.

Goals & Objectives

1. To evaluate all areas of our new division and then determine how they can best compliment and coordinate with the four division-based community policing system.
2. To provide training for all new employees and advanced training in areas requiring expertise.
3. To purchase equipment thus enabling employees to perform their duties more proficiently.

PERFORMANCE INDICATORS



**Vi ce
&
Narcoti cs
Di vi si on**



VICE & NARCOTICS DIVISION



Captain John Grannan

Mission

It is the mission of the Vice and Narcotics Division of the Fort Wayne Police Department for 2000 to continue to improve the method of documentation, i.e. case management, to measure its effectiveness in the community in an objective way. Further, we, as a division, continue to recognize the importance of assembling a broad plan to address the anticipated Methamphetamine problem while its usage and sale are still in their infancy.

Activities & Accomplishments

As a result of the January, 98 case-by-case audit of the Vice & Narcotics Division property room and the procedures put into place, our ability to immediately account for all property in our possession was greatly enhanced. U.S. currency being held in evidence has since been separated and stored in a separate location within the Division controlled property areas. Additionally, the property and evidence detective has instituted procedures whereby drug related evidence that is over five years old and not needed in future criminal cases is destroyed on a monthly basis.

Another accomplishment related to the completion of the aforementioned audit was the creation of detailed accountability of vehicles being held by this Department for possible drug related seizure. With the assistance of the City of Fort Wayne's Department of Internal Audit, a program was created using Microsoft Excel that allows for instantaneous accountability and status of these types of vehicles.

The performance of the men and women of this Division is directly responsible for one of the most productive years in the history of the Fort Wayne Police Department in its enforcement of vice and narcotics related laws and the removal of dangerous drugs from the streets of Fort Wayne.

Goals & Objectives

1. Develop a working plan to address the arrival of Methamphetamine and have this plan implemented before the end of the year.
2. Implement a weekend duty plan for officers of the Vice and Narcotics Division.
3. Develop, train, and implement a Department Drug Interdiction Team utilizing uniform patrol officers under the direction of the Division's Interdiction Officer.
4. Locate a secure and inexpensive facility for the storage and maintenance of seized property.
5. Rid the Department, through the Allen County Prosecutor's Office, of the burden requiring us to maintain the property at 1412 S. Anthony Blvd. (Unique Trucks) that was seized under state RICO statutes in June, 1995.

6. Attain a rate of 25% or better for addressing drug tips called in to the Drug Tip Hotline through action such as the serving of search warrants (raid), eviction, condemnation, surveillance and/or arrest.
7. Establish and implement procedures for the seizure and/or forfeiture of vehicles and/or real estate through federal proceedings.

PERFORMANCE INDICATORS

Indicators	1996	1997	1998	1999
Search Warrants	84	67	36	37
Confiscated Drug Value	\$647,107	\$472,835	\$731,387	\$2,154,417
Money Seized	\$72,751	\$140,373	\$111,128	\$170,625
Juvenile Narcotics Arrests	90	101	112	95
Drug House Closures	107	112	79	127
% Drug House Tips Acted Upon	***	***	***	21.55%

*** = Indicator Not Established Until 1999

NARCOTIC RELATED CHARGES

	1998	1999
Dealing in Cocaine	133	154
Dealing Cocaine W/In 1000 Ft. of a School	8	10
Dealing Cocaine W/In 1000 Ft. of City Park	7	11
Attempted Dealing Cocaine	8	6
Aiding in Dealing Cocaine	8	2
Conspiracy to Deal Cocaine	0	3
Dealing in Counterfeit Substance	3	10
Dealing in Marijuana	12	19
Dealing Marijuana W/In 1000 Ft. of a School	0	1
Dealing Marijuana W/In 1000 Ft. of a City Park	4	8
Dealing in Heroin W/In 1000 Ft. of a City Park	0	3
Dealing in Methamphetamine	2	0
Dealing in LSD	1	1
Dealing in Psychedelic Mushrooms	3	0
Possession of Cocaine	74	109
Attempted Possession of Cocaine	4	13
Possession of Marijuana	57	91
Possession of Marijuana W/Intent to Distribute	2	2
Possession of Hashish	1	0
Possession of Heroin	2	6
Possession of Methamphetamine	1	0
Possession of LSD	2	0
Possession of Psychedelic Mushrooms	1	0
Possession of Controlled Substance	3	4
Possession of Paraphernalia	70	76
Possession of a Controlled Substance W/In 1000 Ft. of a School	0	1
Possession of Counterfeit Substance	2	0
Total Narcotic Related Charges	408	530

MISCELLANEOUS CHARGES

	1998	1999
Battery	1	0
Battery to Law Enforcement	2	2
Battery by Bodily Waste	0	1
Burglary Attempt	0	1
Carjacking	0	1
Carrying a Handgun W/O Permit	12	22
Criminal Conversion	8	3
Criminal Mischief	0	1
Criminal Recklessness	3	4
Criminal Trespass	0	1
Dealing in a Sawed Off Shotgun	0	1
Disorderly Conduct	0	5
Domestic Battery	1	0
DWS	110	99
Escape	0	1
Escape Attempt	0	1
Failure to I.D./False Informing	10	11
Felon in Possession of a Handgun	1	1
Felony Intimidation	1	0
Fraud Scripts	32	309
Handgun W/An Altered Serial #	1	0
Impersonation of a Police Officer	0	1
Neglect of a Dependant	0	1
Obstructing Justice	0	1
Other Traffic Violations	148	179
OWI	10	17
Pointing a Firearm	1	0
Possession of Handgun W/Obliterated Serial #	0	1
Possession of Stolen Property	9	9
Probation Violation	0	1
Resisting Arrest	46	51
Stolen Auto Parts	1	0
Theft	3	4
Trespassing	1	0
Unlawful Gambling	0	4
Warrants	210	319
Total Arrests	611	1052

NARCOTICS STATISTICS

	1998	1999
Total Number of Raids	36	37
Search Warrants Issued	40	42
Attempted Drug Buys	212	564
Drug Buys	267	333
Crime Stoppers Tips	4	19
Phone Tips	870	818
Squad Car Cases Processed	944	698

VICE & ALCOHOL RELATED ARRESTS

	1998	1999
<u>Vice Related Arrests</u>		
Prostitution	45	28
Patronizing a Prostitute	0	6
Promoting Prostitution	0	3
Public Indecency	7	5
Visiting a Common Nuisance	0	1
Maintaining a Common Nuisance	0	1
Total Vice Arrests	52	44
Total Game Permits Issued	549	421
<u>Alcohol Related Arrests</u>		
Minor in Possession	2	5
Minor Consuming	0	0
Possession of Tobacco by Minor	0	1
Public Intoxication	10	7
Alcoholic Beverage Violations	5	2
Total Alcohol Related Arrests	17	15

DRUG CONFISCATIONS

	Total Weight	Total Value
<u>Vice & Narcotics Confiscations</u>		
Cocaine/Powder	1,678.60 Grams	\$ 167,860.00
Cocaine/Crack	1,992.00 Grams	265,599.96
Marijuana	141,215.00 Grams	1,412,150.00
Heroin	78.3 Grams	6,264.00
Methamphetamine	1,445.80 Grams	144,580.00
Psychedelic Mushrooms	28.00 Grams	112.00
Blotter Acid	2,566 Hits	12,830.00
Misc. Pills	UNKNOWN	UNKNOWN
Subtotal	146,437.70 Grams 2,566 Hits	\$2,009,395.96
<u>Uniform Division Confiscations</u>		
Cocaine	51.10 Grams	\$ 5,110.00
Cocaine/Crack	396.20 Grams	52,826.63
Marijuana	8,578.22 Grams	85,787.20
Heroin	15.70 Grams	1,256.00
Psychedelic Mushrooms	10.30 Grams	41.00
Misc. Pills	UNKNOWN	UNKNOWN
Subtotal	9,051.52 Grams	\$145,020.83
Total Drug Confiscation	155,489.72 Grams 2,566 Hits	\$2,154,416.79

JUVENILE

Total Investigations	505
Squad Car Investigations	8
Marijuana Tests	151
School Critical Incident Call Outs	7
K-9 Interdiction Program Call Outs	6

DRUG HOUSE ORDINANCE

	1998	1999
Drug Tips Received	870	818
Landlord Seminars Conducted	2	2
Public Speeches on the Drug House Ordinance	5	4
In-Service Training	12	1
Warning Letters Sent	52	108
Warrant Letters Sent	34	26
Total Drug House Closed/Evicted/Condemned	80	127

Crime Scene Management

Activities & Accomplishments

Crime scene duties for the technicians called for new areas of responsibilities in crime scene processing. Prosecutors, Detectives, and the Coroner have expanded crime scenes to include some natural deaths and less violent crimes against people. Prosecutors' increasing concern for search warrants and the investigative division for crime scene searches of vehicles has resulted in still further demands of technicians. The Coroner's office has increased autopsies performed during 1999 requiring further crime scene personnel. Technicians were able to accomplish the above without an increase in personnel by allocating their time and their reliance on training and experience.

Purchased additional equipment to process and preserve crime scenes.

Fifteen advanced crime scene schools were completed by technicians allowing them to share knowledge with other units.

Additional and on-going training in Spillman.

Storage units for vans.

New computer and printer for crime scene officers.

Alarms for all crime scene vehicles.

Goals & Objectives

1. There is always a need for continuous educational programs to increase the quality of crime scene processing and with that an expert witness in court.
2. Increase crime scene personnel by two (2) technicians and one (1) mid-shift supervisor.
3. To hire a part-time civilian employee.
4. Provide an increase in quality of service.
5. Allow for processing of vehicles in a new, secure, well-lighted facility in close proximity to 1320 E. Creighton Ave.
6. To purchase a mobile crime scene unit at least 18' in length to increase effectiveness at crime scenes.

PERFORMANCE INDICATORS

	1998	1999
Crime Scenes Attended	702	695
Crime Scenes Photographed	395	443
Crime Scenes Sketched	90	97
Video of Crime Scene	73	76
Latent Print Processing	76	68
Collected Items for F/P	83	61
Collect Dried Blood Spec.	28	33
Collect Whole Blood Spec.	20	18
Collect Hair Specimens	13	9
Collect Fiber Specimens	8	11
Collect Trace Evidence	14	17
Collect Firearms Evidence	103	81
Casts or Molds Produced	1	1
Collect Paint Transfers	1	2
Collect Fracture Evidence	3	6
Utilize Rape Evidence Kit	51	52
Collect Arson Specimens	0	1
Collect Skeletal Specimens	3	2
Blood Flight Interpretation	7	7
Metal Detector Used	4	19
Inked Fingerprints Taken	3	2
Serial Number Restoration	0	0
Attend Autopsy	74	71
Photograph Autopsy	68	70
Post Mortem Prints Taken	57	52
Hair Samples Taken	41	39
Fingernail Scrapings Taken	7	9
Serological Material Taken	42	35
Toxicological Collections	21	27
Clothing Exam/Recovered	40	37
Foreign Objects Recovered	17	20
Cases Submitted to FWPD Lab	58	62
Cases Submitted to ISP Lab	115	105
Cases Submitted to Other Lab	11	8

Forensic Investigations	Officer Responses	
	1998	1999
Homicide	82	81
Suicide	36	24
Accidental Death	25	17
Other Death **	47	589
Total Death Responses	190	180
Battery	88	54
Robbery	42	50
Burglary	28	13
Sex Crimes	106	72
Child Abuse	1	3
Fire/Arson	5	6
Theft	5	3
Narcotics	3	6
Kidnapping	3	0
Vehicle Theft	12	34
Traffic	53	49
Bomb/Incendiary	4	6
Criminal Mischief	4	3
Criminal Recklessness	13	6
Other Offenses	60	45
Vehicles Processed	77	102
Victim/Suspect Standards Taken	26	23
Autopsies Attended	74	71
Drugfire Submissions	67	37
Additional Information:		
Number of Times Paged	226	183
Rolls of Film Used	784	812

** Natural/Sids/Etc.

ADMINISTRATIVE DIVISION



Laboratory Services

Activities & Accomplishments

The Fort Wayne Police Department Laboratory was able to make substantial gains in numerous areas during 1999. These accomplishments will greatly improve the capacity of the Laboratory to assist the police department in areas of criminal investigations and solvability of crimes.

Funds were appropriated for the purchase of a Forensic Image Enhancement System, along with funds for training and implementation of this unit. This is a computer system that gives the laboratory technician the ability to detect and enhance latent prints of value that are developed on crime scene evidence.

Approximately 100 officers from the Third Shift Operations Division were trained in crime scene processing for latent fingerprints and palm prints. The officers were then supplied with fingerprint kits to carry in their squad cars. This gives the uniform officers the ability to process crime scenes at night when there are no Detectives available to do the preliminary investigations.

Technician Thomas Pitzen has completed his first full year in the Laboratory as a fully trained Fingerprint Examiner. This addition has allowed us to reduce the laboratory case backlog to the smallest number in ten years. We are now able to give almost immediate attention to evidence from high priority cases and more serious offenses.

Goals & Objectives

1. Maintain case backlog at the current rate in order to provide better support and service for the Police and Prosecutor's staff.
2. Obtain funding for implementation of a stand alone Automated Fingerprint Identification System (AFIS).
3. Increase the number of latent print identifications made in the laboratory.
4. Maintain a Continuing Education Program within the Laboratory. Minimum training received by laboratory personnel should be no less than one week per year of quality training in the area of expertise.

PERFORMANCE INDICATORS

Indicators (Casework Submissions)	Actual 1997	Actual 1998	Actual 1999
Detective Bureau	119	202	177
Crime Scene	106	116	98
Uniform Division	72	151	164
Vice/Narcotics	20	33	36
Bureau of Ident.	70	61	62
Certifications	8	22	22
F/P Identifications	195	218	126
Reports Generated	310	455	422

Records

Activities & Accomplishments

1999 was a year that saw many changes in personnel. There were three different supervisors on B-Shift and also many other departures and arrivals among the four job classifications. All of the changes created quite a challenge to the management staff.

The computer input/clerk typist (CICT) personnel were faced with many challenges. Many FWPD police officers had their own laptop computers in which they directly entered Spillman reports onto a floppy disk. The CICT personnel were responsible for importing this information into Spillman and then printing out any errors made by the officers and sending those errors to a command officer. CICT personnel also entered vehicle mileage information and were still responsible for entering written reports.

The Teleservice Unit was staffed with four clerks and operated under the extended hours of 6:00 A.M. – 10:00 P.M. This provided an opportunity for citizens to report incidents that occurred in the evening. This unit worked hard to catch up on the entry of traffic citations and they were very successful until the holiday season found them getting behind again.

The Police Information Desk was fully staffed with twelve community service officers for most of 1999. This greatly enhanced our ability to provide the community with better service and also decreased our dependence on operations to provide us with uniformed officers to supplement our staffing levels. A new phone system, which queues in calls from the public, should also increase citizen satisfaction. Citizens will no longer have to hear the phones ring several times without a response. They will automatically be queued in and then served in sequence.

New carpeting and paint greatly enhanced the appearance of the office. We also received a new laser fiche machine.

Goals & Objectives

1. Expand the Teleservice Division to accommodate the citizens of Fort Wayne.
2. Improve morale and service provided by Records Division.
3. Provide on-going training for Records Technicians.

PERFORMANCE INDICATORS

	1997	1998	1999
Reports Generated	161,190	128,017	133,150
Reports Copied	607,453	600,393	424,275
Photo Assignments	342	330	201
Prisoners Processed	12,598	13,744	14,645
Gun Permits	3,075	2,089	2,597
Gun Permit Revenue	30,750	20,890	25,970
Total Revenue	139,705	125,477	117,344.79 **
Average Daily Revenue	\$535.00	\$504.00	\$471.26
Teleservice Division (Reports Taken)			
Thefts	5166	4609	3937
Vandalism	2063	2013	1666
Failure to Pay	209	239	234
Miscellaneous	1012	1072	443
Total Reports Taken	8450	7933	6280
Police Information Desk			
Telephone Calls		119,750	118,553
Walk-ins		53,375	51,225
Tow Slips Processed		7,302	7,240
Current Personnel			
Sworn		1	0
Civilian		44	44

** Revenue decrease due to report fee change effective 7-1-99,
6 mos. revenue loss of \$9,543.00.

Victim Assistance

Mission

The Victim Assistance Program of the Fort Wayne Police Department provides comprehensive services from the time a crime occurs until the criminal justice process is complete. Follow-up services are also provided. Contact is usually initiated by our staff on an outreach basis. We also accept referrals from other agencies, walk-in clients at our office, and people referred by friends, relatives, etc.

Activities & Accomplishments

In February our first full-time male advocate, Nate Mendill, began work in our office and has been a real asset to the staff. In October, the director announced her intention to retire in early 2000 and we began the search for a new director. Lynnice Hamilton, a former staff employee, was hired at the end of December and will begin her tenure at the end of January. She will work alongside the current director for two months to facilitate the transition.

In 1999 we saw 3,987 primary victims and 849 secondary victims. Again, our highest was in domestic violence.

The Victim Assistance Program and staff also participate in a number of community events and projects aimed at raising awareness of victim rights and issues. During 1999 we provided 12 community education presentations; one presentation to the Citizens Academy; 2 professional presentations to the new DARE officers; training on domestic violence to Fort Wayne Police Department officers, lateral transfers, and the new recruit class; a professional training on child interviewing for prosecutors and new victim advocates; training for the police chaplains on victim services and on-scene response; and an in-service on victim assistance and child victims for the North East Division of Family and Children directors and supervisors. We also participated in the Fort Wayne Sexual Assault Center's two regional SART trainings. Staff also conducted two debriefings for the employees of local banks after armed robberies.

During the year our staff continued to attend a number of professional conferences on victim service delivery, sexual assault, child sexual abuse and domestic violence. This year one of our staff was chosen to attend the National Victim Assistance Academy which is an intense week-long training sponsored by the Department of Justice for Victim Advocates who show leadership potential.

In April of each year, we sponsor a number of events to commemorate Victim Rights Week including informational displays, a Candlelight Vigil and Memorial Service, and our Annual Run/Walk/Crawl. This year's activities were well attended and were well covered by the media.

We continue to participate in several local coalitions that are actively working to improve services for victims and sexual abuse, rape, and domestic violence. Our office also continues to be active in influencing policy and procedures that affect crime victims in the local criminal justice system. We are also working with the Indiana Victim Assistance Network to change and improve legislations the impacts victims of crime. Two staff members were elected to the IVAN board this year. We continue to promote the idea to equal justice for all – even the victim!

Goals & Objectives

1. Increasing our full-time staff by at least one person so that we are able to continue to offer quality service to an ever-increasing caseload.
2. We are currently involved with the local coalition working to establish a Child Advocacy Center in Allen County. The groundwork has been done, training is scheduled and a coordinator has been hired to develop the project and the finances. Our staff intends to continue to work to support and promote the CAC so that it can become a reality in 2000.

PERFORMANCE INDICATORS

Type of Crime	#
Child Abuse	96
Molest	254
Homicide	24
Spouse Abuse	2574
Sexual Assault	163
DUI Death or Injury	9
Property	14
Robbery	468
Assault	231
Elder Abuse	4
Other (Suicide, Threats, Stalking, Arson, Fraud, etc.)	150

Dare

Sergeant W. Donald Wismer

Activities & Accomplishments

With the fall semester of the 1999/2000 school year, the D.A.R.E. unit closed the calendar year with seven full time instructors. In June, we ended the 98/99-spring semester with six instructors and were on target for having eight instructors for the 99/2000 school year but were cut short at the last second when one officer was pulled from the D.A.R.E. staff in order to fill a position at Snider High School.

The plan for several months had been to alter the instruction we would offer to include all first, third and fifth grades using six officers, and to get completely back into the Jr. High school curriculum with the other two officers. After one very successful year of full time Jr. High instruction in the 97/98 school year we lost that privilege for the 98/99 school year when the administration pulled one officer to staff the Snider position. The plan to return to the Jr. High instruction this year had been worked out with the FWCS principals but was thwarted by the administration when they reduced the staff available. This was unfortunate as our previous experience had received accolades from the middle school principals, teachers and parents of the Jr. High students.

D.A.R.E. officers taught 4,505 classes in 1999 and made an estimated 112,478 positive contacts with the youth of this community through this program.

Five full time D.A.R.E. officers attended the National D.A.R.E. Officers Association conference that was held in Salt Lake City Utah.

Major donations were received from the following groups:

Time Corners Lions Club	\$10,000
Coliseum Lions Club	\$ 9,700
Hardwood Shiners	\$ 5,000
McDonalds	\$ 1,200
Wayne Metal Protection	\$ 100

Other groups and individuals made miscellaneous donations to the program.

The second annual mass D.A.R.E. culmination was held at Franke Park's Foellinger Theater.

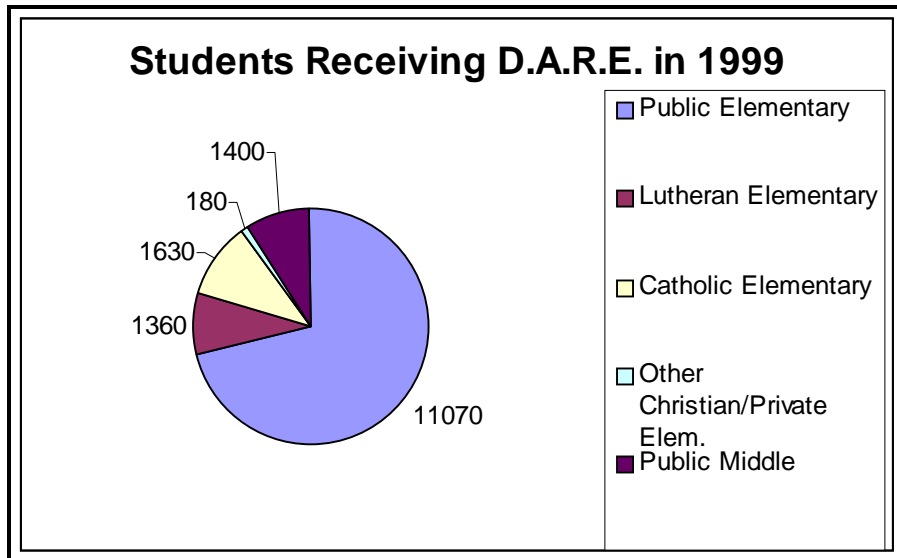
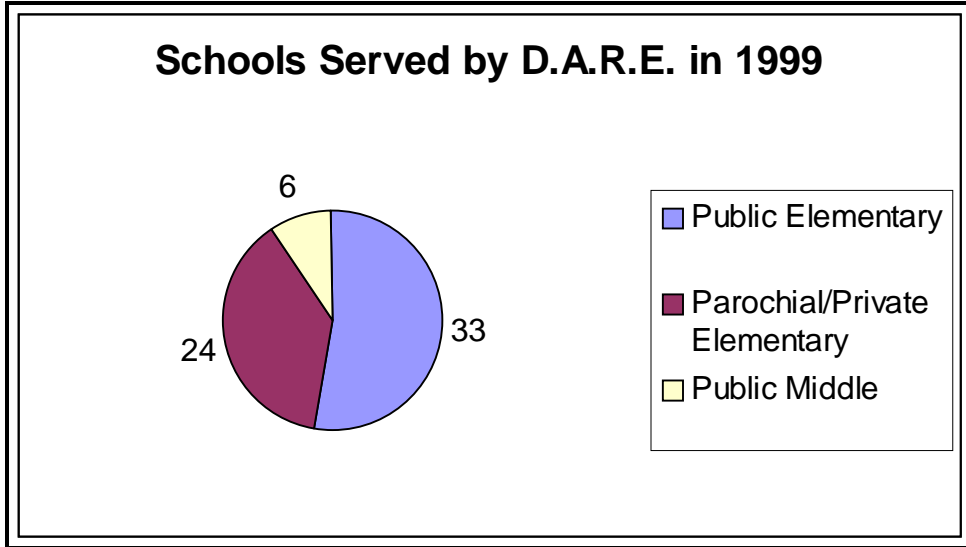
The D.A.R.E. Summer Extreme Adventure Program was again a major success. Student participants, parents, teachers, principals and other school officials all had very positive experiences to report. Media exposure for the Police Department and the D.A.R.E. program was very good.

Goals & Objectives

1. Expand full time D.A.R.E. officer staff by five more officers.
2. Reestablish D.A.R.E. promotional events.
3. Begin series of Public Service Announcements.

4. Continue to secure financial assistance from community.
5. Conduct fourth D.A.R.E. Summer Extreme Adventures program.
6. Hold third annual combined D.A.R.E. culminations.
7. Send five new officers to the D.A.R.E. officer training.

PERFORMANCE INDICATORS



OTHER

Activity	#
Hardwood Shiners	4
Special School Event Participation	7
Citizens Police Academy speeches	3
D.A.R.E. Speeches	13
Skating Party	1
City Girls Presentations	1
Juv. Probation	2
Junior Achievement	2
Healthy Kids Day	1
Crossroads	1
FWCS Clubhouse	3
Unity in the Community	1
Neighborhood Comm. Meetings	1
Pontiac Youth Center	17
Wiesser Pk. Center	22
K-Mart Kids Race	8
Lowe's Safety Day	1
G.Brook Kids Fair	1
West Cent. Ministries	1
Boy Scout Day in Park	1
Congressional Hearings on Drugs	2
Boys/Girls Club	1
Total	95
Total # of Promotional Items Distributed	9277
Total # of Printed Materials Distributed	1940

Safety Education

Activities & Accomplishments

Purchased new Gun Safety Educational Material (Coloring Books) for elementary age children.

Purchased 30 safety approved Bicycle Helmets for use at Safety Village. Secured 300 Bouffant Caps for use with Helmets. Purchased New Bicycle Safety Materials and received donations of related safety materials and 15 Bicycle Helmets.

Made personal contact with Power Wheel Executives, Mattel Corporation was able to secure:

1. Four new retail market Cycles for use at Village.
2. Service and maintenance for all Power Wheel Cycles.
3. Repairs and safety up grades to Cycles.
4. Received per request twelve pairs of new batteries.

Participated in two major Bicycle Rodeo Programs with Parkview Hospital's Trauma Prevention Services, Fort Wayne Optimist Club and Travelers Protective Association. Received media coverage from local television channels.

Held Bicycle Rodeos at Safety Village. (Schools, Family groups, Sheriff's and other Summer Day Camps). Provided handouts and videos for FOP's Helmet give away.

Maintenance personnel contacted for repairs to building on grounds, numerous repairs made to buildings with more promised for year 2000.

Continued to combine the Kindergarten classes thus allowing more classes and schools to attend Pedestrian Program.

Attended and made presentations at all Foellinger Foundation Summer Club Houses located in Fort Wayne Community School and East Allen County School Facilities. Received request to schedule Bicycle Safety Programs visits to Safety Village in the Summer 2000.

In an effort to promote Safety Village Programs, the Pedestrian Safety Program was featured in the Neighbor sections of the Fort Wayne Newspapers September, 1999. We provided several media interviews on current child safety issues. Made Safety Presentations at two Apartment Complexes for their Safety Fun Day. Safety Village will be featured in "Who Works in This Book Series" by Lola Schaefer.

Goals & Objectives

1. Increase classes' visits for Stranger Awareness Programs from Kindergarten to include grades K-4.
2. Continue to promote the Safety Village Safety Programs.
3. More Gun Safety Materials – funds available to purchase 500 books.
4. Increase Bicycle Rodeo Programs and secure Bicycle Helmets for give away.

PERFORMANCE INDICATORS

Activity		
Pedestrian Safety	233 Classes	4,473 Children
Stranger Awareness	101 Classes	2,645 Children
Bicycle Safety	13 Classes	339 Children
Stop Arm Violations		
Letters Sent	89	
Block Home		
Signs Delivered	10	
Applications reviewed	16	
Safety Village Tours	21	
Printed Material Handed Out	13,923*	
Meeting Attended	8	
Bicycle Rodeo	375 Children 255 Adults	
Open House		
Letters Sent to Schools	203	
Safety Seminars for Parents	2	150 Attended
Pre-School Classes	9	140 Children
Safety Patrol Training	0	Every 2 Years Presented
Summer Club Houses Day Camp	47 Classes	726 Children 85 Adults
Special Events		
Bicycle Rodeos	3	475 Attended
Safety Care Seat Check		75 Attended
National Night Out/Crime Prevention		250 Attended
40 Developmental Assets – Healthy Kids Make Healthy Communities		50 Attended
Southern Heights PTA Back To School Safety Night		150 Attended

* Used all materials in stock, had to wait on new order of supplies.

Grants & Research

Lt. Kenneth Gigli

Activities & Accomplishments

The Planning & Research Unit had another productive year in 1999. Grant funds received in 1999 totaled \$1,220,904 bringing the total of funds received since 1990 to \$7,891,914. The unit was active in the reaccreditation process and major purchases were made from grant funds that included: Mobil Data Computers, Mobil Video Cameras, and AFIS Workstation, and Image Enhancement System for latent printers, and Polaroid cameras for the domestic violence program. All goals and objectives for 1999 were attained with the exception of the stand-alone AFIS project, which is on-going.

Goals & Objectives

1. Work to successfully obtain reaccreditation in 2001.
2. To refine the Grant Financial Management process and minimize reporting errors.

PERFORMANCE INDICATORS

Indicator	1995	1996	1997	1998	1999
Grant Applications	\$312,400	\$355,705	\$1,954,858	\$855,671	\$1,220,904
Grant Funds Received	\$2,066,575	\$513,771	\$2,732,273	\$855,671	\$1,220,904
Policies Written	4	3	15	18	30
Research Projects	3	8	12	5	7

Crime Prevention Bureau

Activities & Accomplishments

In 1999, the Crime Prevention Bureau started working with a group of caregivers for Alzheimer patients, to develop a program to facilitating identification of wandering Alzheimer patients so that they could be quickly returned to their caregivers.

We continue to review all the new building site developments in the city of Fort Wayne weekly. The Fort Wayne Economic Development and Planning Department is very supportive of this program. We can reduce crime at these sites for the entire time the building exists. Many cities have seen the advantage of this program. In 1999 we examined over 140 new developments for C.P.T.E.D.

Business risk assessment surveys continue to be a popular request from local businesses. We continue to get great cooperation with the other city agencies. The street lighting department has done their best to place additional lighting in areas where we have requested it. We have worked with the Parks & Recreation Department on several projects also.

We conducted over 100 presentations again this year for Neighborhood Associations, schools, churches, businesses, and many other organizations. These presentations were on such subjects as home security, personal safety, C.P.T.E.D., scams, drugs, reducing shoplifting, burglary, security in the workplace and others.

We worked with the Allen County Safe Kids organization to assist in conducting seminars on instructing parents how to properly use child restraint seats in vehicles.

We worked with the Triad of Allen County to conduct several senior safety educational events throughout 1999. In the spring, we had a safety fashion show, where seniors were shown the uniforms and I.D. cards and badges of different professional people, and a seminar for seniors where they were given home and travel safety tips.

Our Home Security Survey program went very well this past year. Mr. Leon Wolfe, retired Chief of Police, continued to do an excellent job with a program that has become a great public relations program as well as an educational program for residents.

The Crime Prevention Bureau worked in cooperation with many neighborhoods to set up the annual National Night Out. This was a large event with many neighborhoods, apartment communities and quadrants participating.

We continue to set up crime prevention displays at special events. In 1999, we were at the Home & Garden Show, Focus on Health sites, Kiwanis Picnic, and all of the quadrant Safety Days.

We conducted ten one hour Crime Prevention Training sessions at the Police Academy In-service Training Session in 1999. We wanted to explain to all of the officers on the department what services we offer the public. This way they could direct more citizens toward our services. We also gave the officers some updated information on Home Security.

We also conducted one-hour training sessions for all the new recruits and the Citizens Police Academy trainees.

The Citizens Police Academy awarded the Crime Prevention Bureau a Polaroid camera to be used on surveys.

Five volunteers worked the Triad Senior Help-Line in 1999. This telephone line is in our office. The line continues to be a great non-emergency assistance line for seniors. It is monitored by seniors Monday thru Friday, 9:00 A.M. to Noon.

The Adult Crossing Guard program safety has been improved in 1999 with the addition of two field coordinators. These coordinators assist by checking daily on the guards' attendance and examine their performance. When a guard is going to be absent, the Field Coordinators work the post instead of having to dispatch police officers. This has resulted in a reduction in the use of officers.

Goals & Objectives

1. To get the Adult Crossing Guards a raise.
2. To get more training for the Crime Prevention Bureau Staff.

PERFORMANCE INDICATORS

Number of Activities	1998	1999	2000
Incoming Tx Calls	3000	3200	3300
Visitors to Office	74	130	140
Volunteers Used	13	20	7
Home Security Surveys	47	32	32
CPTED Business Surveys	29	32	33
CPTED Planning Reviews	161	150	150
Presentations Given	107	111	115
Presentation Attendance	2100	2135	2150
Meetings Attended	130	141	155
Printed Material Out	2100	1840	2000
CCW Members Trained	75	11	30
Media Interviews	8	4	8
Special Activities	18	14	18
Hours on Primary Activities			
In Home Security Consultation	47	53	50
Home Security Surveys	247	210	215
Business Security Surveys	232	275	275
CPTED Plan Routings	322	360	365
Presentations	204	250	250
Employing & Training Guards, Volunteers	300	450	450
CCW Activities	35	35	45

Training Center

Activities & Accomplishments

The Police Training Center had a number of accomplishments in 1999. The first being the completion of the computer training room at the center with fourteen-computer training stations with new tables and chairs. Officers were offered in-service training classes in excess of the mandatory sixteen hours required. Trained twenty-six new officers in the 52nd Basic Recruit Class and twelve lateral-entry officers in the Lateral Orientation Course. Completed two citizens Police Academy classes. Two transition classes for the 9mm pistol were held during the year. New field training officers were given FTO Basic Training.

Goals & Objectives

1. The primary goal is to train and certify basic recruits as required by national attrition.
2. Keep up with the personnel needs of the department as mandated by the Chief of Police.
3. Provide training to Fort Wayne Police Department personnel and other agencies in excess of the mandatory sixteen hours required by the Indiana Law Enforcement Training Board.
4. Monitor certifications of department personnel and offer instructors space and time to maintain their certifications through collaboration with the Training Center.
5. Provide public outreach programs to the community and build on the Community Oriented Policing Foundation.
6. Improve supervisory and management skills for personnel in those positions.
7. Enhance/improve computer skills of all police personnel.
8. Provide training to Police Reserves.

PERFORMANCE INDICATORS

Contact Training Hours	1995	1996	1997	1998	1999
Regular, Full-Time Paid Personnel	47,564	22,679	Unavailable	19,361.5	39,955
Reserve, Volunteer Personnel	1,219	1,084	Unavailable	690	386.5
Total Training Hours	47,851	23,763	Unavailable	20,051.5	40,341.5

INTERNAL AFFAIRS UNIT



INTERNAL AFFAIRS UNIT

Sergeant Ronald N. Partridge

Mission

To increase the public's confidence in their police department by demonstrating that violations of the public's trust will not be tolerated and that offending employees will be held accountable. To provide a timely and thorough investigation of all complaints. To develop and maintain an atmosphere of professionalism throughout the department, by expecting all employees to set a good moral and ethical example to the community and to perform their duties within the parameters of the law.

Activities & Accomplishments

Overall, complaints for the year of 1999 were slightly higher than in 1998. While internal and external complaints of misconduct were actually lower, there was an increase in tort claims and lawsuits filed against the department in 1999. Several of the torts and lawsuits originated from allegations of hiring discrimination associated with a 1999 police academy class. Complaints of excessive force and improper conduct were lower in 1999.

The year 1999 resulted in some significant work-related modifications. While the personnel/investigator count remained consistent with 1998, Internal Affairs was required to absorb responsibilities previously delegated to the Citizen's Contact Office. In the first quarter of the year, the director of the Citizen's Contact Office resigned his position, leaving the office without staffing. In the final quarter of the year, the position was posted; however, the first round of applicant interviews did not produce a qualified candidate. Due to the results of the November mayoral election, and the pending administration change, the 1999 city administration elected not to fill the vacancy prior to their departure. As of this report, the position remains vacant.

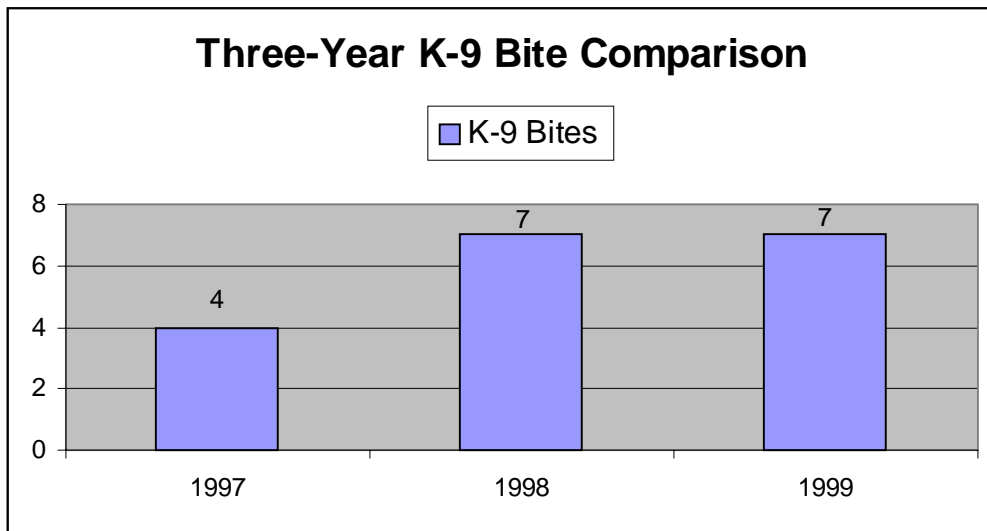
This additional responsibility generated a significant increase in the amount of time required to meet with the public and listen to their concerns. Consequently, investigators had less time to devote to their assigned cases. Many of these complaints revolved around the merits of a traffic ticket or other arrests. Internal Affairs routinely rejected this type of complaint, both verbal and written. It is our position that these matters are best decided in the courtroom, and that a disagreement over an arrest did not necessarily constitute misconduct on the part of the arresting officer(s).

Goals & Objectives

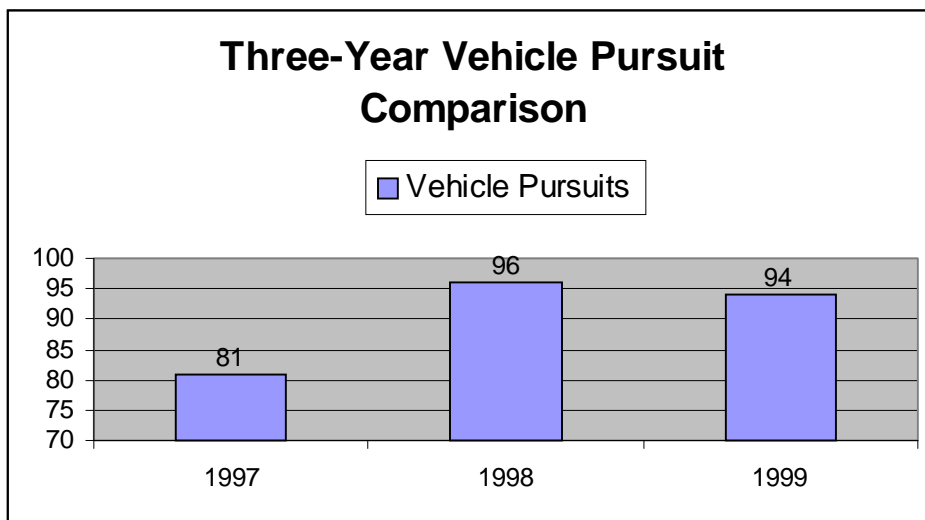
1. It is our goal to encourage police administrators to provide their command staff and supervisors with training that will empower them to hold their subordinates accountable to the agency and the community.
2. We expect to complete the 1999 goal of securing a new digital photograph of each department employee. This will aid in investigations where the offending officer can be visibly identified, but his/her name is unknown.
3. We will seek to upgrade equipment needs.

PERFORMANCE INDICATORS

THREE-YEAR COMPARISON OF COMPLAINTS			
Type of Complaint	1997	1998	1999
Internal	123	112	97
External	93	59	46
Tort Claims	50	43	62
Lawsuits	16	5	17
Total	282	219	222



Three-Year Discharge of Firearm Comparison			
	1997	1998	1999
Animals Dispatched	25	22	20
Tactical	3	6	8
Total	28	28	28



1999 CASE DISPOSITIONS	
Internal	97
Sustained	82
Not Sustained	1
Unfounded	1
Exceptional Closure	1
Resigned	2
Pending (at time of report)	10
External	46
Sustained	1
Not Sustained	19
Command Referral	8
Unfounded or Rejected	7
Exceptional Closure	2
Pending (at time of report)	9
Tort Claims	62
Honored	17
Denied or Unfounded	35
Inconclusive	2
Pending (at time of report)	8
Lawsuits	17
Paid	2
Dismissed	5
Pending (at time of report)	10

DISCIPLINE ADMINSTERED

	1997	1998	1999
Total Unpaid Suspension Days	67	129	69
Formal Letter of Reprimand	49	52	48
Sustained/No Action	14	6	1
Command Referrals	22	13	12
Resignation (in lieu of pending discipline)	2	3	2
Retired (in lieu of pending discipline)	1	1	1
Termination	0	1	4

THREE-YEAR USE OF FORCE COMPARISONS

	1997	1998	1999
Number of Suspect Contacts	Unknown	441	477
Type of Force/Number of Reported Applications			
Physical Force	101	385	437
Chemical Agent	50	102	110
Impact Weapon	1	7	5
Aimed Firearm	Unknown	191	176

Eight-Year Comparison of Formal Investigations

Internal External (includes Torts & Lawsuits) Total

